

Hello Year 3!

Welcome to your Home Learning for this week! I hope that you all had a lovely weekend and enjoyed taking part in the very special VE day celebrations with your families. If you would like to share anything that you did with us, we would love to see!

I hope that you found the new Home Learning page useful last week and were able to clearly follow the different learning activities. This week will work in the same way but please let me know if you have any questions or are unsure of anything.

There are a few website links listed on this page for you to use to help with your learning and any of the pdfs mentioned can be found on our Home Learning Page for that week.

A big well done to all of Year 3 children who are keeping up with their learning and accessing the learning set every day! You are amazing! Keep sending in your photographs 😊

Thank you for keeping in touch.

Take care,
Miss Downie and Mrs Stacey-Jones



RE



Islam


In Year 3, we learn about another faith called Islam. At the moment, it is a very special time for people who follow this faith - It is a time called Ramadan.

Have a look at these two webpages to learn more about Islam and Ramadan and then create a fact file about what you have learnt. Why is Ramadan so important for Muslims?

<https://www.bbc.co.uk/bitesize/topics/zpdtbkb/articles/zrxxgwx>

<https://www.bbc.co.uk/bitesize/topics/zpdtbkb/articles/zjc2bdm>

English



This week, there are activities on the following curriculum areas:

Adverbs

Use the BBC Bitesize lesson and the pdf on our Home Learning Page to learn about identifying and using adverbs and using them to describe time and place.

<https://www.bbc.co.uk/bitesize/topics/zwwp8mn/articles/zgsgxfr>

Spellings later in the week on LBQ will focus on using the 'ly' suffix and words ending in 'ly'. Although adverbs generally end in 'ly', not all of them do so be careful!

Reading focus:












- Complete the Reading comprehension tasks on LBQ and/ or Our Home Learning Page - Pandora's Box - The questions and answers are at the end.
- There are some fabulous audio books for you to access here:
<https://stories.audible.com/discovery>
- Remember to continue reading your books at home or try one from the link above and then take an Accelerated Reader Quiz afterwards: <https://ukhosted5.renlearn.co.uk/2248169/>
- There is a Magazine full of interesting things on our Home Learning page for you to enjoy too






Maths



This week, Maths activities will be based on using mental calculations - using different strategies to add and subtract mentally, as well as multiply and divide.

- Use our weekly overview to guide you through the activities day by day. There is a pdf for you to use before doing the LBQ or My Maths Questions
- Continue to practice your Times Tables in whichever way is best for you

<p>Science</p> 	<p><u>Plants</u> Lesson from BBC Bitesize What are the requirements for plant growth? https://www.bbc.co.uk/bitesize/topics/zy66fq8/articles/z98jpbk</p> <p>If you can, have a look at the Science Investigation: <i>Blooming!</i> Use the investigation to think about how water is absorbed through a flower</p>	
<p>History</p> 	<p><u>Ancient Greece</u> Who were the Ancient Greek Gods and Heroes? https://www.bbc.co.uk/bitesize/topics/z87tn39/articles/zgt7mp3</p> <p>Use the BBC Bitesize information page or the Greek Gods and Goddesses information pdf on our Home Learning Page</p> <p>After you have read about them, choose the one you are most interested in and create a fact file about them. If you like, instead, you could make a set of Top Trumps cards using a few of them!</p>	
<p>Art</p> 	<p><u>Ancient Greek Vases</u> Have another look at last week's drawing activity: https://www.youtube.com/watch?v=18at687-3YY</p> <p>Can you make any improvements? Could you add any colour to your design? Could you create a whole new design?</p>	
<p>Computing</p> 	<p><u>Hour of Code</u> https://studio.code.org/hoc/1 This week's hour of code is based on the game 'Angry Birds' - Enjoy!</p>	
<p>French</p> 	<p><u>Numbers</u> Continue to practise your numbers this week - Complete the activity pdf on our Home Learning Page</p>	
<p>PE</p> 	<p><u>Keep fit</u> Joe Wicks - Daily workout: https://www.youtube.com/user/thebodycoach1</p>	

<p>Music</p> 	<p><u>Singing - Guess the song!</u> St Mary's staff have had fun this week singing our favourite Disney songs: Have a look here https://www.stmarysstoke.co.uk/st-marys-hearts-and-chords/ Can you guess which song it is and which film it comes from?</p>	
<p>PSHE</p> 	<p><u>Friendship at a distance</u> https://www.bbc.co.uk/bitesize/clips/zjypyrd</p> <p>Although we are not exactly the same as Joshua and Reilly, we can learn from them about ways to stay in touch with our friends whilst we are staying safe at home. Perhaps you could try one of their ideas this week.</p>	
<p>Congratulations!</p> 	<p>Well done to everyone who is taking part in Home Learning - you are all amazing!</p> <ul style="list-style-type: none"> • Well done Cerys - For your additional work learning to tell the time and for learning about our local History. • Well done Gwen - For your lovely letter to a friend as part of your PSHE work and for your amazing Greek pot design! • Well done to all children who complete the LBQ or My Maths questions every day! There are some fabulous results on there! <p>Look out for photos of your learning on our class page!</p>	