

Hello Year 3!

I hope that you are all staying safe and well. Well done for completing lots of the LBQ tasks and I can see many of you doing a great job with your TT Rockstars!

Keep up the hard work! 😊

Alongside your work, remember to take time getting some fresh air in the garden, spend time as a family and enjoy reading as much as you can. This is an unusual time for everybody and it is important to remember that we must all keep doing our bit to help one another.

There will be different ideas for you to try this week, making sure that you get to enjoy the sunshine as much as you can. Please pick and choose activities for the week. Aim to complete an English and Maths activity each day and one other subject from the list at the bottom.

Don't forget that I can always be contacted via email if you have any questions or need any further support. Mrs Stacey-Jones and I miss you all very much!

Take care,

Miss Downie.

Outdoor learning ideas

<p>Spring is a time of new life and lots of colours! Decorate a stone, plant pot or even plant new seeds.</p>	<p>Hide some treats around the house and/or garden and get your family to find them! What treats did you hide? And who found the most?</p>	<p>Research artist Andy Goldsworthy. Create your own piece of natural art using materials from your garden</p>
<p>Create a 'keep-fit' circuit in your garden, just like we do at school. You could have different stations, for example: jumping jacks, jogging, high knees.</p>	<p>Keep a weather diary. What is the weather like today? Have you spotted any new flowers growing in your garden?</p>	<p>Mini-beast hunt. Which creatures can you find in your garden? Can you identify vertebrates and invertebrates?</p>
<p>Find a rock to paint. You could paint a single word, a positive picture or simply a bright colour.</p>	<p>Play catch! Play with a partner or by yourself. How high can you throw and catch?</p>	<p>Help to care for the things in your garden. Could you help water the plants? Could you make a bird or a butterfly feeder?</p>

Useful websites update

Science with Maddie Moate on YouTube - Weekdays at 11am

Dance with Oti Mabuse on Facebook - Everyday at 11.30am but children can view the class at any time

Music with Myleene Klass on YouTube - Twice a week. Next one on Friday 27th March at 10am but children can view at any time

Storytime with David Walliams - Free story everyday at 11am on his website www.worldofdavidwalliams.com

Cooking with Jamie Oliver (Lunch) at 12pm

<https://www.jamieoliver.com/features/category/get-kids-cooking/>

Brain Teasers!

1. In the olden days, a man rode into town on his horse. He arrived on Monday, spent six days in town and left on Friday. How is that possible?
2. If you are in a dark room with a candle, a wood stove and a gas lamp. You only have one match, so what do you light first?
3. Which cheese is made backwards?

Boggle - Find the 9 letter word!

U	L	S
A	F	S
E	L	T

P	A	I
M	L	C
N	O	T

E	L	E
M	U	B
B	E	B

Spellings

Choose a spelling set to learn from the grid below.

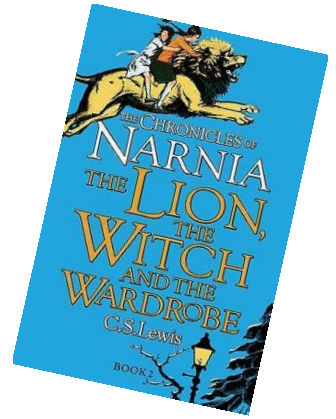
Create your own spelling test on Friday 😊

Year 3 Statutory Spellings		
actual learn group heard arrive circle often build	eight caught centre century heart breath busy early	continue decide island minute difficult earth consider enough
perhaps address guard material recent guide forward fruit	though notice quarter length library famous describe mention answer appear	actually extreme February certain height history imagine increase interest important

English

1. Watch the clip of Lucy first entering Narnia.
If you have the book, re-read Chapter one.

<https://www.youtube.com/watch?v=IO8v1yFoAwo>



Write a description of what Narnia was like. Write a list of nouns first to help you. Describe the setting using expanded noun phrases, power of three phrases or even short sentences.

2. Watch the clip of Edmund entering Narnia. If you have the book, re-read Chapter 3.

<https://www.youtube.com/watch?v=nTRZZ2yYRAw>

Draw a picture of Edmund and add several thought bubbles around him. What might he be thinking? What questions might he be asking himself?

3. Look up the meaning of the words in the boxes and then use them to fill in the blanks with the words or expressions that make the most sense based on the story.

dominions	mantle	courtiers
nobles	snappishly	flushed
"poor sport"	"Son of Adam"	

1. The queen wanted to know if Edmund was a _____.
2. Next, she asked how he had entered her _____.
3. _____ is Edmund's favourite thing to eat.
4. A king must have _____ and _____.
5. Edmund's face was _____ when he met Lucy.
6. He said it was _____ to stand in the snow.

B. Correctly use each of these words in a sentence.

1. mantle
2. snappishly

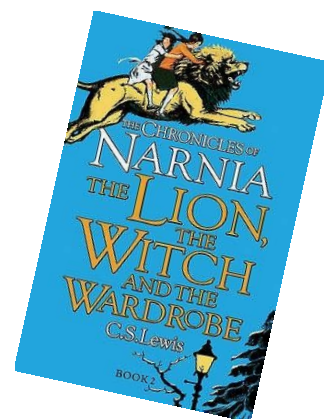
The Lion, The Witch and The Wardrobe

4. Edmund and the Turkish Delight (Chapter 4 extract)

'Son of Adam, I should so much like to see your brother and your two sisters. Will you bring them to see me?'

'I'll try', said Edmund, still looking at the empty box.

'Because, if you did come again— bringing them with you of course— I'd be able to give you some more Turkish Delight. I can't do it now; the magic will only work once. In my own house, it would be another matter'. 'Why can't we go to your house now?' said Edmund. When he had first got on to the sledge he had been afraid that she might drive away with him to some unknown place from which he would not be able to get back; but he had forgotten about that fear now. 'It is a lovely place, my house', said the Queen. 'I am sure you would like it. There are whole rooms full of Turkish Delight, and what's more, I have no children of my own. I want a nice boy whom I could bring up as a Prince and who would be King of Narnia when I am gone. While he was Prince he would wear a gold crown and eat Turkish Delight all day long; and you are much the cleverest and handsomest young man I've ever met. I think I would like to make you the Prince—some day, when you bring the others to visit me'. 'Why not now?' said Edmund. His face had become very red and his mouth and fingers were sticky. He did not look either clever or handsome, whatever the Queen might say.



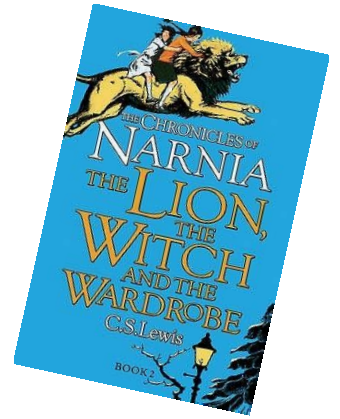
Use the extract on Page 8 to answer the following questions:

1. How did the Queen make Edmund feel important?
2. What did the Queen promise to Edmund?
3. What was special about the Turkish delight?
4. How did Edmund feel *before* he sat on the sledge and ate the Turkish delight?
5. Do you think Edmund is right to trust the Queen? Why or why not?
6. How do you think Lucy will feel, knowing that Edmund has met the 'Queen of Narnia'?

The Lion, The Witch and The Wardrobe

5. Look up the meaning of the words in the boxes and then use them in a sentence.

savagely	angrily
calmly	logic
inclined	trippers
coolly	spectacles
concerned	premises



Maths

1. CLIC 1

1 Place in order
34 43 53 42

2 $80000 + 90000 =$

3 Double 68 is
Half of 700 is

4 $100 - \quad = 43$

5 $46 \times 10 =$
 $90 \div 10 =$


6 $72 + 26 =$

7 $67 - 48 =$

8 $19 \div 4 =$

9
$$\begin{array}{r} 51 \\ + 38 \\ \hline \end{array}$$

10
$$\begin{array}{r} 77 \\ - 45 \\ \hline \end{array}$$



2. CLIC 2

1 Place in order
51 29 50 35

2
 $5000 + 6000 =$

3 Double 76 is

Half of 88 is

4
 $51 + \quad = 100$

5
 $29 \times 10 =$
 $840 \div 10 =$



6 $45 + 42 =$

7 $84 - 57 =$

8 $13 \div 2 =$

9
$$\begin{array}{r} 42 \\ + 46 \\ \hline \end{array}$$

10
$$\begin{array}{r} 85 \\ - 52 \\ \hline \end{array}$$

3. Reasoning

Look at each statement and decide what you would rather have. Explain your reasoning.

- a) £10 less than £401 or £10 more than £388?
- b) £10 more than £254 or £10 less than £304?
- c) £10 more than £192 or £10 less than £212?
- d) £10 more than £99 or £10 less than £199?

4. Write the value of the underlined digit. Choose two of the numbers and add them together. Repeat this six times using different numbers.

The value of a digit depends where it is placed. For example, the number 645 has 6 hundreds, 4 tens and 5 ones.

6 <u>4</u> 7
79 <u>2</u>
<u>3</u> 28
<u>9</u> 2
2 <u>0</u> 8
<u>1</u> 09
8 <u>1</u> 0
10 <u>2</u> 9

5. **Multiplication Challenge.** See how long it takes you to complete this challenge. Some of you may be on this sheet in your Times Tables tests!

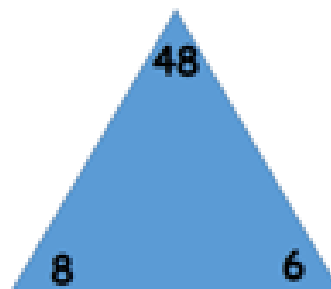


Challenge 12 (Mixed): Test 1

$2 \times 6 = \underline{\quad}$	$11 \times 11 = \underline{\quad}$	$4 \times 12 = \underline{\quad}$
$1 \times 9 = \underline{\quad}$	$9 \times 6 = \underline{\quad}$	$30 \div 10 = \underline{\quad}$
$12 + 12 = \underline{\quad}$	$12 \times 1 = \underline{\quad}$	$7 \times 8 = \underline{\quad}$
$12 \times 8 = \underline{\quad}$	$20 + 2 = \underline{\quad}$	$22 + 2 = \underline{\quad}$
$24 + 3 = \underline{\quad}$	$6 \times 8 = \underline{\quad}$	$3 \times 4 = \underline{\quad}$
$48 \div 12 = \underline{\quad}$	$66 \div 11 = \underline{\quad}$	$1 \times 5 = \underline{\quad}$
$9 \div 3 = \underline{\quad}$	$30 \div 5 = \underline{\quad}$	$1 \times 2 = \underline{\quad}$
$6 \times 12 = \underline{\quad}$	$4 \times 8 = \underline{\quad}$	$8 \times 1 = \underline{\quad}$
$7 + 7 = \underline{\quad}$	$10 \times 5 = \underline{\quad}$	$9 \times 8 = \underline{\quad}$
$11 \times 12 = \underline{\quad}$	$8 \times 4 = \underline{\quad}$	$10 \div 5 = \underline{\quad}$

Complete the number sentences for the triangle:

$\underline{\quad} \times \underline{\quad} = 48$	$\underline{\quad} \times \underline{\quad} = 48$
$\underline{\quad} \div \underline{\quad} = \underline{\quad}$	$\underline{\quad} \div \underline{\quad} = \underline{\quad}$



Test Score:	/40	Red (0-14)	Yellow (15-34)	Green (35-40)
-------------	-----	------------	----------------	---------------

Science

Make a list of different forces that you can see being used in and around your home (eg. Push, pull)

Art

Draw or paint a picture of a landscape or of your garden. This tutorial is helpful if you are able to use paints:

<https://www.bbc.co.uk/teach/class-clips-video/art-and-design-painting-techniques/z7h76v4>

French

Practise the alphabet - Can you remember it all?

https://www.youtube.com/watch?v=_LYy3P2okyw

PE

Join Joe Wicks on Youtube every day from 9am or try one of the outdoor activities on Page 2.

RE

It is important that we remember those in need at this time. Write a prayer for those who may need God's protection. You could share your prayer as part of a family Liturgy at home.

PSHE

Draw your own petals, like we do in class, and write small acts of kindness on them that you could do at home to be helpful.