



St. Mary's Catholic Academy and Our Lady of Grace Catholic Academy



Family Phonics




The aims of this Session



- To provide a overview of phonics learning and teaching throughout the foundation stage and key stage one.
- To give ideas on ways in which you can best support your child in the acquisition of phonic knowledge and skills.
- To have join in with and have some fun with phonics!



What is phonics?



Skills of
segmentation
and blending

Knowledge of
the letter and the
sound


cat

coat



Some terminology

- Phoneme
- cvc word
- grapheme
- consonant digraph
- adjacent consonants
- trigraph
- vowel digraphs
- split digraphs
- polysyllabic
- ❖ Sounds letters make
- ❖ Consonant vowel consonant
- ❖ Written letter
- ❖ train - ai
- ❖ sh, ch, wh, th, ph
- ❖ igh, ear,
- ❖ ai, oo, ee, oi
- ❖ i_e (time), a_e (game)
- ❖ lunchbox, caterpillar



Letters and Sounds

Phase One (Nursery)

7 Aspects


1. General sound discrimination – environmental sounds
2. General sound discrimination – instrumental sounds
3. General sound discrimination – Body percussion
4. Rhythm and rhyme
5. Alliteration
6. Voice sounds
7. Oral blending and segmenting




Phase Two

- Set 1 – s a t p
- Set 2 – i n m d
- Set 3 – g o c k
- Set 4 – ck e u r
- Set 5 – h b f,ff l,ll ss

Quick words – the, to, I , no, go, into

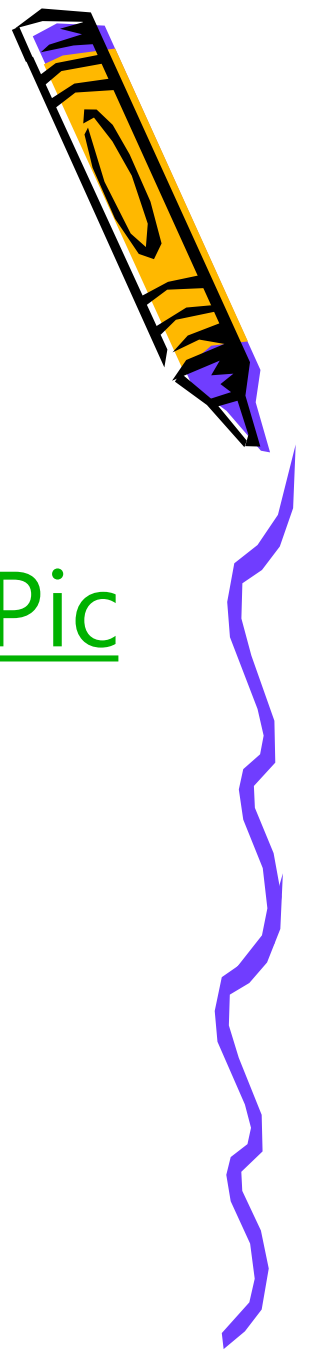


Phase Two



d u ck

Phase Two




<http://www.phonicsplay.co.uk/PictureMatch.html>



Letters and Sounds

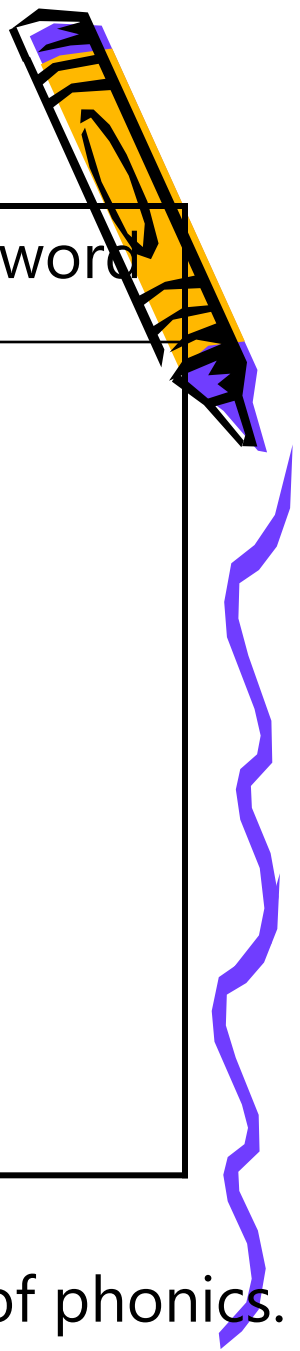
4 part lesson

- Phonics taught through Bug Club
- Revisit and Review
- Teach
- Practise
- Apply



Phase 3

Grapheme	Sample word	Grapheme	Sample word
ch	chip	ar	farm
sh	shop	or	for
th	thin	ur	hurt
ng	ring	ow	cow
ai	rain	oi	coin
ee	feet	ear	dear
igh	night	air	fair
oa	boat	ure	sure
oo	boot/look	er	herb




Pronunciation of sounds is key to the teaching of phonics.

Phase 3

Activity Time

<http://www.phonicsplay.co.uk/BuriedTreasure2.html>



Phase 4

Words with adjacent consonants:

black

hand

green

belt

stand

strap

street

scrunch


CCVC / CVCC / CCVCC / CCCVC / CCCVCC

Two syllable words (polysyllabic):

lunchbox


desktop

sandpit



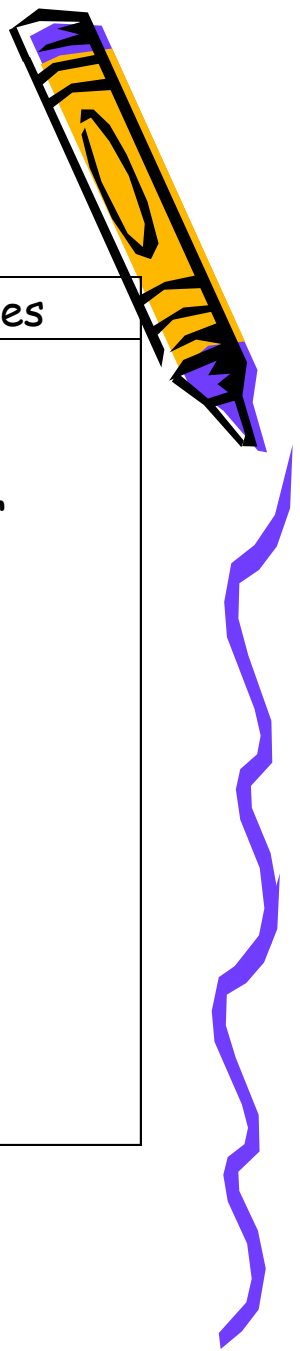
Phase 4
Activity Time!

Phoneme count



Phoneme Count

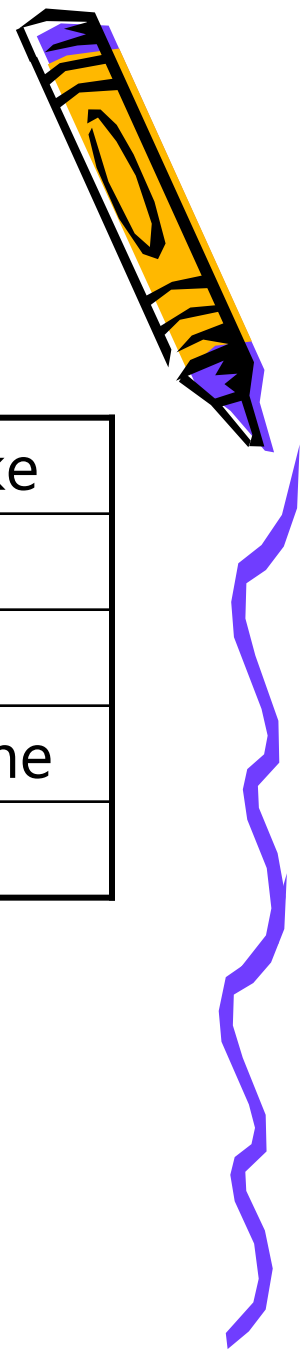
2 phonemes	3 phonemes	4 phonemes	5 phonemes
at	quick	step	blend
show	light	glass	trust
each	church	crack	jumper
it	much	sold	strong
bee	shirt	brush	blink
at	ship	step	
toe	meat	frog	



Phase 5

❖ New graphemes (not phonemes) for reading:


ay - day	oy - boy	wh - when	a-e - make
ou - out	ir - girl	ph - photo	e-e these
ie - tie	ue - blue	ew- new	i-e - like
ea - eat	aw - saw	oe - toe	o-e - home
		au - Paul	u-e - rule



Phase 5

❖ Alternative spellings for phonemes:
e.g. ai (rain) – a-e (late), eigh (neighbour),
ay(stay), ey (they), ea (great)

- ❖ New graphemes and their alternative pronunciations:
- e.g ch – chin (ch), school (c), chef (sh)




Phase 5
Activity Time

**How many ways to make the
'a' phoneme?**

Answer: 6

ai (train) ay (play) a-e (cake)
eigh (eight) a (baby) ey
(they)



Phase 5

**How many ways to make
the /ee/ phoneme?**


Answer: 7

**sheep, sea, even, happy,
field, donkey, she**



Letters and Sounds

Year 1 National Testing




- National Testing for all Year 1 children Summer Term.
- 20 real words and 20 non real words
- Testing the children's skills in decoding the words for reading
- Phonics screening check meeting – Mrs Scattergood



Phase 6

Spelling:

- introducing and teaching the past tense including irregular verb tenses
- investigating and learning how to add suffixes and prefixes e.g – ed, er, ful, ly, un and dis.
- finding and learning the tricky bits in words.
- developing strategies for memorising high frequency and topic words.



Phase 6

Activity Time

<http://www.phonicsplay.co.uk/member-only/PondLifePlurals.html>



Learning and Remember High Frequency words

Say the word slowly
and exaggerate the
pronunciation –
especially the vowels

Def – i – NITE – ly

Link the word to s
family that has the
same spelling!

could,
would
should

Pronounce silent
syllables or silent
letters!


Pe-o-ple
Wed – **nes-** day

Find a mnemonic or
invent one of your
own!

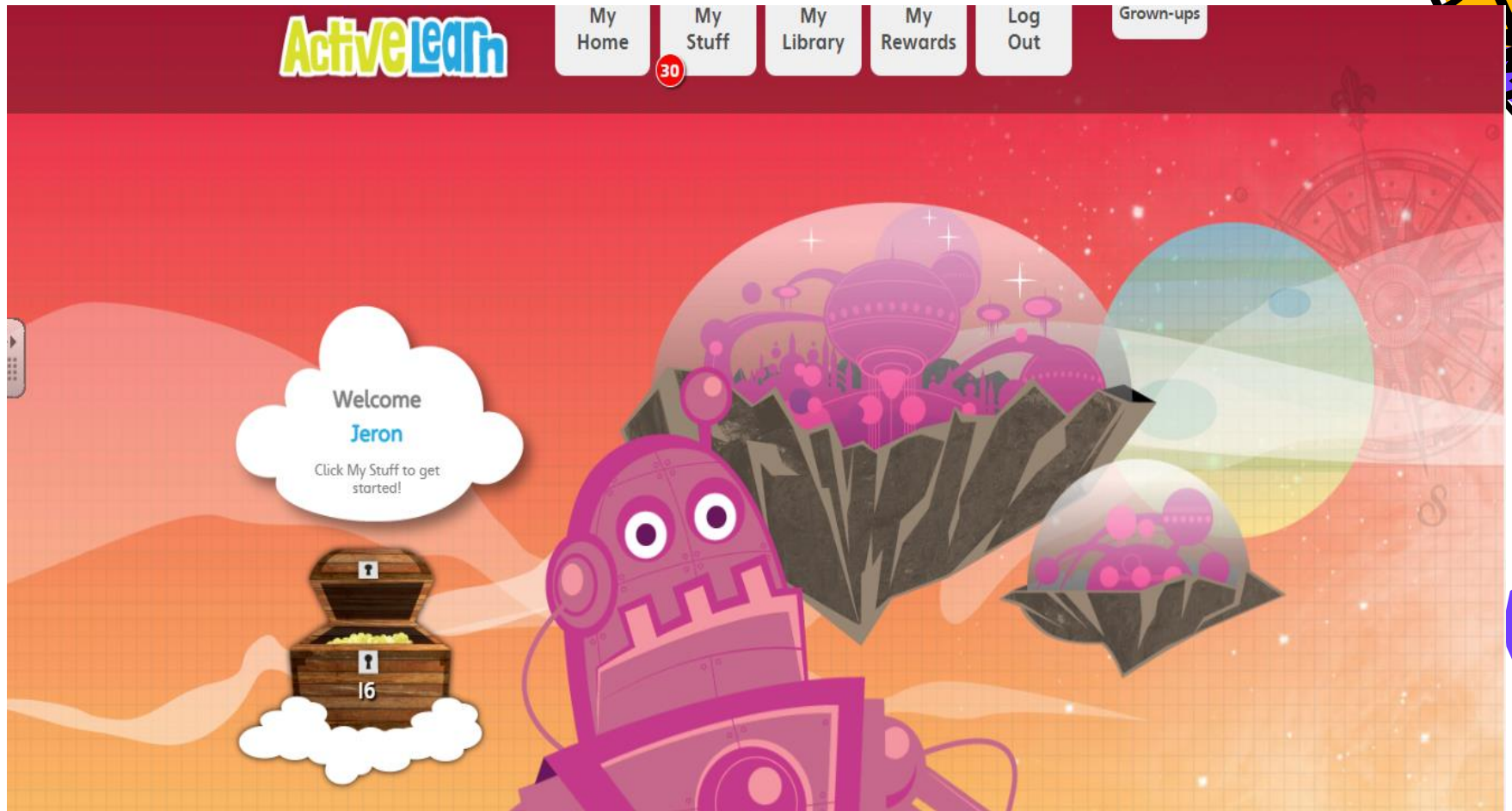
Sally Ann Is Dancing

Look for a word within
a word!

their
what
when



Bug Club



<https://www.activelearnprimary.co.uk/home>

Implication for you children's learning!




- All children will progress at a different rate and the time frames given within the letters and sounds document are only guidelines.
-
- The children will be assessed through the discrete phonic lessons and also through guided reading and writing and the work they produce in literacy and cross curricular subjects.
- All children are taught phonics daily in class.

Some children who require additional support will have extra session throughout the week deliver by a teaching support assistant.



Useful Websites

- www.activelearnprimary.co.uk
- [Phase 2 phonics - KS1 English - BBC Bitesize](#)
- www.phonicsplay.co.uk Free sections



Thank you all for listening!

If any one has any questions please do not
hesitate to see:

Mrs Statham – CLLD (phonics Leader),
Assistant Principal / Foundation Stage Leader

Mrs Clews– Nursery Class Teacher

Miss Tabbinor – Reception Class Teacher

Mrs Scattergood – Year 1 Class Teacher, Key
Stage 1 Leader

Mrs Rathbone– Executive Principal

