



Curriculum Information - Year Two - Spring 2

Class text

The Enormous Crocodile
Meerkat Mail



RE



We will start this half term by looking at the liturgical season of Lent. We will discuss how this is an incredibly important part of the Church calendar and how special it is to those who are living as Christians. We will focus on how this season is all about forgiveness and how Christians prepare for Lent by wanting to change to become more like Jesus. Finally, we will look at Holy week and the sacrament of Reconciliation. As we celebrate these times, we will also remember the Death and Resurrection of Christ and Palm Sunday.








40
days
of Lent








English



Through a variety of texts, children will:

- Orally describe including relevant details and sustain the listener's interest
- Using subordination (using when, if, that, because) and co-ordination (using or, and, but)
- Make adjectives using suffixes such as 'ful' and 'less'
- Expanded noun phrases for description and specification
- Correct choice and consistent use of present tense and past tense throughout writing
- Commas to separate items in a list
- Apostrophes for possession and omission
- Sentence types: statement, command, exclamation or question (rhetorical)
- Use progressive forms in present and past tense
- Use capital letters, full stops, question marks and exclamation marks to demarcate sentences
- Use the suffixes er and est as adjectives

<p>Maths</p> 	<p><u>Number - Multiplication and Division</u></p> <ul style="list-style-type: none"> Recall and use multiplication and division facts for the 2, 5 and 10 multiplication tables, including recognising odd and even numbers Solve problems involving multiplication and division, using materials, arrays, repeated addition, mental methods, and multiplication and division facts, including problems in contexts <p><u>Measurement - Length and Height</u></p> <ul style="list-style-type: none"> Choose and use appropriate standard units to estimate and measure length/height in any direction (m/cm); mass (kg/g); temperature (°C); capacity (litres/ml) to the nearest appropriate unit, using rulers, scales, thermometers and measuring vessels Compare and order lengths, mass, volume/capacity and record the results using >, < and = <p><u>Measurement - Mass, Capacity and Temperature</u></p> <ul style="list-style-type: none"> Compare and order lengths, mass, volume/capacity and record the results using >, < and = Choose and use appropriate standard units to estimate and measure length/height in any direction (m/cm); mass (kg/g); temperature (°c); capacity (litres/ml) to the nearest appropriate unit, using rulers, scales, thermometers and measuring vessels 	
<p>Science</p> 	<p><u>Are the lifecycles of all humans and living things the same?</u></p> <ul style="list-style-type: none"> Notice that animals, including humans, have offspring which grow into adults Find out about and describe the basic needs of animals, including humans, for survival (water, food and air) 	
<p>History</p> 	<p><u>What was Stoke-On-Trent like 100 years ago?</u></p> <ul style="list-style-type: none"> Know about how things were different when my grandparents were children. Know how to use books and the internet to find out more information about the past. Know what certain objects from the past might have been used for. Know how to find things out about the past by talking to an older person. 	
<p>DT</p> 	<p><u>How can we make a toy that moves?</u></p> <ul style="list-style-type: none"> Join materials together as part of a moving product. Make a moving model that uses wheels, and axles. Talk about how moving objects work. Explain how different parts move 	

<p>Computing</p> 	<p>Purple Mash: Unit 2:6 - Creating Pictures</p> <ul style="list-style-type: none"> • To learn the functions of the 2Paint a Picture tool. • To learn about and recreate the Impressionist style of art (Monet, Degas, Renoir). • To recreate Pointillist art and look at the work of pointillist artists such as Seurat. • To learn about the work of Piet Mondrian and recreate the style using the lines template. • To learn about the work of William Morris and recreate the style using the patterns template. • To explore surrealism and eCollage. 	
<p>PE</p> 	<p>Athletics</p> <ul style="list-style-type: none"> • To develop pupils ability to hurdle effectively • To develop pupils knowledge of how they can use their body to maximise performance • To develop children's ability to jump as far as they can. • To develop children's ability to throw as far as they can. 	
<p>Music</p> 	<ul style="list-style-type: none"> • Music continues to be taught by Mrs Amison. • Exploring musical contrasts and ternary form. 	
<p>PSHE</p>	<p>We are continuing to follow the Ten:Ten 'Life to the Full' programme for RSHE. We will be looking at Gospel reflections on Jesus welcoming little children to Him, helping pupils to remember that they're all special because they are made and loved by God. Children will be encouraged to notice similarities and celebrate differences between fictional people and each other as things that make us unique and special. We will then be looking at celebrating our God-given bodies and the things they enable us to do. In an age-appropriate way, children will be encouraged to notice similarities and celebrate differences between girls and boys on physical, emotional and spiritual levels. Building from this session where children learned that our bodies are good, this session teaches children how to take care of their bodies. Children will meet Super Susie and help teach her how to take care of herself. They will finish the unit with a recap</p>	

	reminding the children that their bodies are a special gift from God that they need to look after.	
Homework	<p>Daily Homework</p> <ul style="list-style-type: none"> • Daily Maths homework will be four questions practicing the four basic operations. • Daily English homework will support the development and enrichment of vocabulary. Words will be taken from class texts or stories read in school. It is given out on a Monday and collected on a Friday. <p>Weekly Homework</p> <ul style="list-style-type: none"> • Children will receive one piece from either RE, Science, History, Geography, Art, DT, Computing or PSHE (these subjects will be rotated on a weekly basis). • Homework is handed out on a Monday and handed in on Friday. <p>Reading Diaries</p> <ul style="list-style-type: none"> • Children are encouraged to read at home daily (for at least 20 minutes) and are expected to have their diaries signed by an adult at least 3 times a week. 	