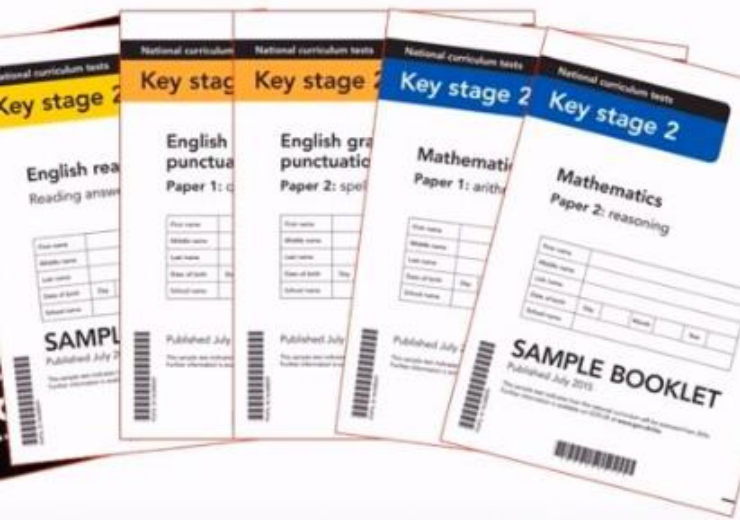


# Year 6 SATs Evening

Thursday 15, January 2026



# SATs: What are they?

- ▶ **Standardised Assessment Tests**
- ▶ National Tests in English and Maths -marked externally against national standards. (May)
- ▶ Writing is moderated in school; however we may be chosen for external moderation which will be carried out by the local authority (June)
  
- ▶ There will be no sampling for science SATs.




# SATs Dates:

## **Key stage 2 tests**

The statutory [key stage 2 tests](#) are timetabled from Monday 11 May to Thursday 14 May 2026:

# KS2 SATs Dates 2026- SATs Week 2026

<b>Date</b>	<b>Activity</b>
Monday 11 May 2026	English grammar, punctuation and spelling Papers 1 and 2
Tuesday 12 May 2026	English reading
Wednesday 13 May 2026	Mathematics Papers 1 and 2
Thursday 14 May 2026	Mathematics Paper 3



# *SATs: What are they?*

- ▶ **Reading Comprehension**
- ▶ The reading test will be a single paper with questions based on three passages of text, which become increasingly more challenging. **Your child will have one hour, including reading time, to complete the test.**
- ▶ **English grammar, punctuation and**
- ▶ **spelling test (SPAG)**
- ▶ **(1 hour approx.)**



# Reading Comprehension

- ▶ 50 marks in total.
- ▶ 3 texts and questions -each worth about 15-20 marks
- ▶ The texts become more challenging in terms of context, themes and structure.
- ▶ Encourage children to text mark- to enable them to locate information quickly.
- ▶ The last few years have had a focus on language, author's purpose and mostly inferential
- ▶ Need to build speed and stamina for reading.



# SPAG test

- ▶ Consists of two parts: a **grammar and punctuation paper** requiring short answers, lasting 45 minutes, and an **aural spelling test of 20 words**, lasting around 15 minutes.
- ▶ Need a secure grasp of word classes, sentences construction and types and punctuation ( ) - : ; ,
- ▶ Words must be copied accurately and all sentences punctuated accurately. (Classroom practice)
- ▶ Spellings -crucial



# The Maths Test

- ▶ Children will sit three papers in maths:
- ▶ **Arithmetic**-30 minutes consist of fixed response questions, where children have to give the correct answer to calculations, including long multiplication and division
- ▶ Papers 1 and 2: **reasoning**, 40 minutes per paper
- ▶ **Papers 1 and 2** will involve a number of question types, including:
  - ▶ Multiple choice
  - ▶ True or false
  - ▶ Drawing a shape or completing a table or chart,
  - ▶ Explain their approach for solving a problem
  - ▶ Ordering fractions, measures, decimals



# Reporting Results

- ▶ The children will be given scaled scores.
- ▶ You will be given your child's raw score (the actual number of marks they get), alongside their scaled score (80-120) and whether they have reached the national standard (100) The raw score needed to reach the national standard will be announced once all tests are marked.
- ▶ Reported: Met national standard (100) or not.



Subject	Expected Standard (SS: 100)	Greater Depth Standard (SS: 110)
Reading	27/50 (2024) 24/50 (2023) 29/50 (2022)	40/50 (2024) 38/50 (2023) 41/50 (2022)
SPAG	35/70 (2024) 36/70 (2023) 35/70 (2022)	53/70 (2024) 56/70 (2023) 55/70 (2022)
Maths	54/110 (2024) 56/110 (2023) 58/110 (2022)	93/110 (2024) 94/110 (2023) 96/110 (2022)

### English reading

Raw score	Scaled score
28	100
29	100
41	110

### Mathematics

Raw score	Scaled score
58	100
59	100
60	100
61	100
95	110
96	110
97	110



# Writing

- ▶ Working towards, Working at, Working at Greater Depth
- ▶ In June writing can be moderated (all subjects)
- ▶ Need to have evidence of all elements to meet the standard.



## Working towards the expected standard

The pupil can:

- write for a range of purposes
- use paragraphs to organise ideas
- in narratives, describe settings and characters
- in non-narrative writing, use simple devices to structure the writing and support the reader (e.g. headings, sub-headings, bullet points)
- use capital letters, full stops, question marks, commas for lists and apostrophes for contraction mostly correctly
- spell correctly most words from the year 3 / year 4 spelling list, and some words from the year 5 / year 6 spelling list\*
- write legibly.<sup>1</sup>



## The pupil can:

- write effectively for a range of purposes and audiences, selecting language that shows good awareness of the reader (e.g. the use of the first person in a diary; direct address in instructions and persuasive writing)
- in narratives, describe settings, characters and atmosphere
- integrate dialogue in narratives to convey character and advance the action
- select vocabulary and grammatical structures that reflect what the writing requires, doing this mostly appropriately (e.g. using contracted forms in dialogues in narrative; using passive verbs to affect how information is presented; using modal verbs to suggest degrees of possibility)
- use a range of devices to build cohesion (e.g. conjunctions, adverbials of time and place, pronouns, synonyms) within and across paragraphs
- use verb tenses consistently and correctly throughout their writing
- use the range of punctuation taught at key stage 2 mostly correctly<sup>^</sup> (e.g. inverted commas and other punctuation to indicate direct speech)
- spell correctly most words from the year 5 / year 6 spelling list,<sup>\*</sup> and use a dictionary to check the spelling of uncommon or more ambitious vocabulary
- maintain legibility in joined handwriting when writing at speed.<sup>2</sup>




## Working at greater depth

The pupil can:

- write effectively for a range of purposes and audiences, selecting the appropriate form and drawing independently on what they have read as models for their own writing (e.g. literary language, characterisation, structure)
- distinguish between the language of speech and writing<sup>3</sup> and choose the appropriate register
- exercise an assured and conscious control over levels of formality, particularly through manipulating grammar and vocabulary to achieve this
- use the range of punctuation taught at key stage 2 correctly (e.g. semi-colons, dashes, colons, hyphens) and, when necessary, use such punctuation precisely to enhance meaning and avoid ambiguity.<sup>^</sup>

[There are no additional statements for spelling or handwriting]




# Booster Classes and Enrichment

- ▶ Whole Class: Tuesday after school 3.20pm-4:20pm (Maths /SPAG and Reading focus on alternate weeks.)
- ▶ Tuesday and Thursday 3.20pm - 4:20pm SMW boosters for selected children.
- ▶ Enrichment: Monday - Thursday 8am - 8:50am subject to staffing
- ▶ Additional spelling sessions in class time
- ▶ Additional, Reading, Maths and Spag sessions during timetabled time.
- ▶ Mr Spencer, Mrs Parrish and Mrs Fenton will lead focused bespoke sessions for groups throughout the day.
  
- ▶ Groups all vary and depend on the needs of the pupils.



# *How to support your child at home with their preparations.*

- ▶ Support with weekly homework, daily Literacy and Maths, revision and organisation of this.
- ▶ Reading -daily
- ▶ Corrections from Maths and SPAG tests- these tests can come home.
- ▶ Practise spellings and times tables



# QLA

Missing number addition 4, 3	Multiplying by 10, 100, 1000 14, 17	Subtracting decimals from a whole number 19, 21	Diving by 10, 100 and 1000 20	Long multiplication 23, 30	Long Division 25, 36	Adding fractions with different denominators 24, 26	Percentages of amounts 27, 29, 33	Dividing fractions by whole numbers 31	Subtracting fractions from mixed numbers 32	Multiplying Fractions by whole numbers 34, 35
Alfie	Alfie	Alfie	Alfie	Alfie	Alfie	Alfie	Alfie	Alfie	Alfie	Alfie
Amelia E	Mollie	Mollie	Mollie	Mollie	Ethan	Mollie	Ethan	Ethan	Ethan	Ethan
Chloe	Eve	Eve	Bibi	Eva	Mollie	Amelia E	Mollie	Eve	Eve	Eve
	Amelia E	Amelia E	Eva	Freya	Eve	Eva	Eve	Amelia E	Amelia E	Amelia E
	<u>Fawwaz</u>	Bibi	Quinn	Amelia B	Amelia E	George	Amelia E	<u>Fawwaz</u>	Eva	<u>Fawwaz</u>
	Bibi	Eva	Sophia	Gabby	<u>Fawwaz</u>	Gabby	<u>Fawwaz</u>	Bibi	Freya	Bibi
	Justice	Amelia B	Shelly	Quinn	Eva	Fraser	Bibi	Fraser	Gabby	Fun
	Amelia B	Tilly	Isabella	Shelly	Freya	Isabella	Eva			
	Tilly	Gabby	Savannah	Isabella	Amelia B	Abby	Freya			
	Gabby	Quinn	Chloe	Olivia	Gabby	Chloe	Tilly			
	Quinn	Isabella		Chloe	Quinn		George			
	Noel	Savannah			Noel		Gabby			
	Sophia				Sophia		Quinn			
	Fraser				Fraser		Noel			
	Shelly				Shelly		Sophia			
	Olivia				Isabella		Fraser			
	Savannah				Abby		Shelly			
	Chloe				Savannah		Abby			
					Chloe		Savannah			
					Dominic		Chloe			
							Dominic			

## KS2 Arithmetic 2019 Cont.

Commutativity mental division 7, 12	Short Division 10, 13	BIDMAS 15	Cubed Numbers 16	Simple Percentages of an amount 18	Subtracting fractions with different denominators 28	Adding decimals to decimals 6	Subtracting fractions from mixed number with same denominators 22	Basic Subtraction inverted calculation 11	Subtraction with missing number 12	Simple addition inverted calculation 2	Short multiplication 5
Mollie	Mollie	Mollie	Mollie	Mollie	Mollie	Eve	Amelia E	<u>Fawwaz</u>	Eva	Justice	Tilly
Amelia E	Isabella	Tilly	Amelia E	Eve	Amelia E	Eva	Bibi	Tilly	Freya	Fraser	Olivia
Tilly	Savannah	Quinn	Eva	Amelia E	<u>Fawwaz</u>	Isla	Eva	Gabby			Chloe
Isla	Chloe		Amelia B	<u>Fawwaz</u>	Eva	Quinn	Amelia B	Shelly			
George			Tilly	Bibi	Freya	Fraser	Tilly				
Noel			Gabby	Eva	Tilly	Savannah	Gabby				
Savannah			Quinn	Justice	Gabby		Quinn				
			Noel	Freya	Sophia		Sophia				
			Fraser	Amelia B	Fraser		Shelly				
			Savannah	Tilly	Shelly		Isabella				
				Gabby	Olivia		Olivia				
				Quinn	Abby		Savannah				
				Sophia	Savannah						
				Fraser	Chloe						
				Shelly	Dominic						
				Isabella							
				Olivia							
				Savannah							
				Chloe							

# *How to support your child at home with their preparations.*

- ▶ Use the Revision guides to help with any concepts that are misunderstood
- ▶ Practise the questions in the SAT revision books (please don't write in the books -use lined book provided)
- ▶ Help with learning spelling rules and strategies.
- ▶ Bring to our attention any areas in which the children are struggling with at home. Please tell us!
- ▶ Login details for online resources will be in place within children's diaries.
- ▶ TT Rockstars- Children have these login details and are able to access this from home on a daily basis.
- ▶ Purple Mash- Tasks will also be set on Purple Mash for the children to complete.



# Don't practise these!

## Key stage 2

### Mathematics

#### Paper 1: arithmetic

First name					
Middle name					
Last name					
Date of birth	Day		Month		Year
School name					
DfE number					

### Key stage 2 tests: 2022 English punctuation and spelling test materials

Mathematics tests were administered to eligible pupils in key stage 2 in May 2022.

For more information, visit the [Testing Agency](#) website.

[Learn more about this page](#)

#### Documents

[2022 key stage 2 mathematics - arithmetic](#)

PDF, 625 KB, 2 pages

[2022 key stage 2 mathematics - arithmetic](#)

#### Related content

[Key stage 2 tests: 2022 English punctuation and spelling test materials](#)

[Key stage 1 tests: 2022 English punctuation and spelling test materials](#)

[Key stage 1 tests: 2022 English test materials](#)

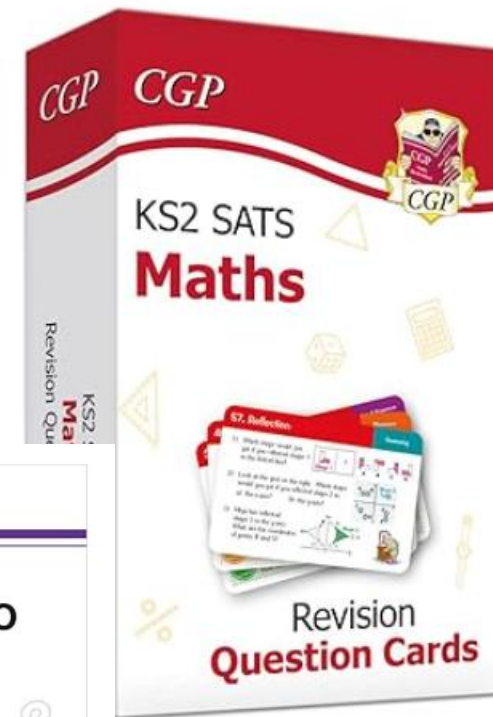

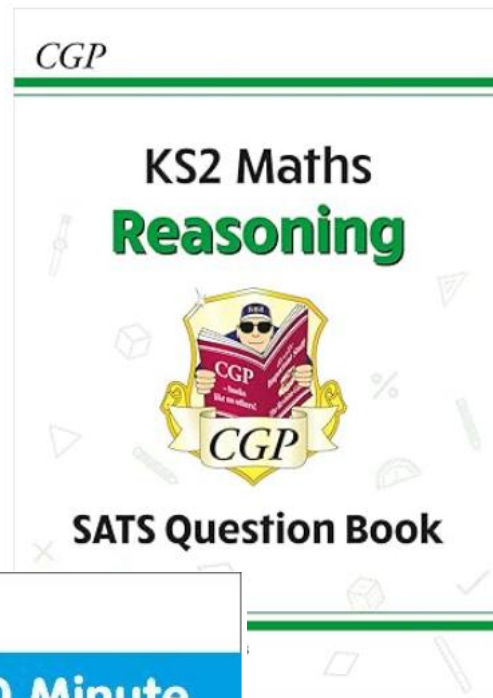

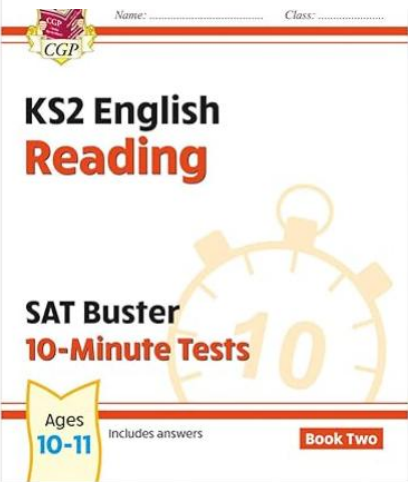
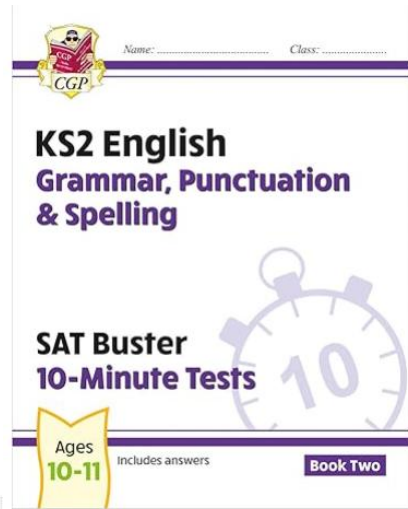
[Key stage 2 tests: 2022 English test materials](#)

Collection

[National test materials](#)

[2022 key stage 2 mathematics - reasoning](#)

PDF, 936 KB, 24 pages



# *How to support your child at home*

- ▶ Ensure early nights especially in the lead up to the tests.
- ▶ Encourage good organisation with resources and with time -especially for homework.
- ▶ Encourage your son/daughter to see the importance of the tests and to be independent learners -without fear of failure. The very best thing they can do is try their best!



# Thank you!

- ▶ Thank you. We truly appreciate all of the help that you give to us in ensuring that your child maximises their capability in school. Any support that you can give to develop your child's academic or social potential this year will benefit them for years to come.
- ▶ Thank you for helping us to help your children.

