



LBQ Maths

Support Pack

Welcome to your LBQ Maths support pack for the week. In this pack you will find a page or two that will help you with the days task on LBQ.

If you are still unsure of something from your LBQ task, just email Miss Bird.

Monday - LBQ

Recognise Regular and Irregular Polygons

- A polygon is a 2D shape that has straight lines. A circle is **not** a polygon because it doesn't have any straight lines - only a curved side.
- A **regular** polygon is a shape that has all sides and angles the same size.



Equilateral
triangle



Square



Pentagon



Hexagon



Heptagon



Octagon

All of these shapes are regular polygons. Each one has sides that are the same length and angles that are all exactly the same size.

An **irregular polygon** is a shape that has different sized angles and sides.



Isosceles triangle



Scalene triangle



Rectangle



Irregular pentagon



Irregular hexagon



Irregular heptagon

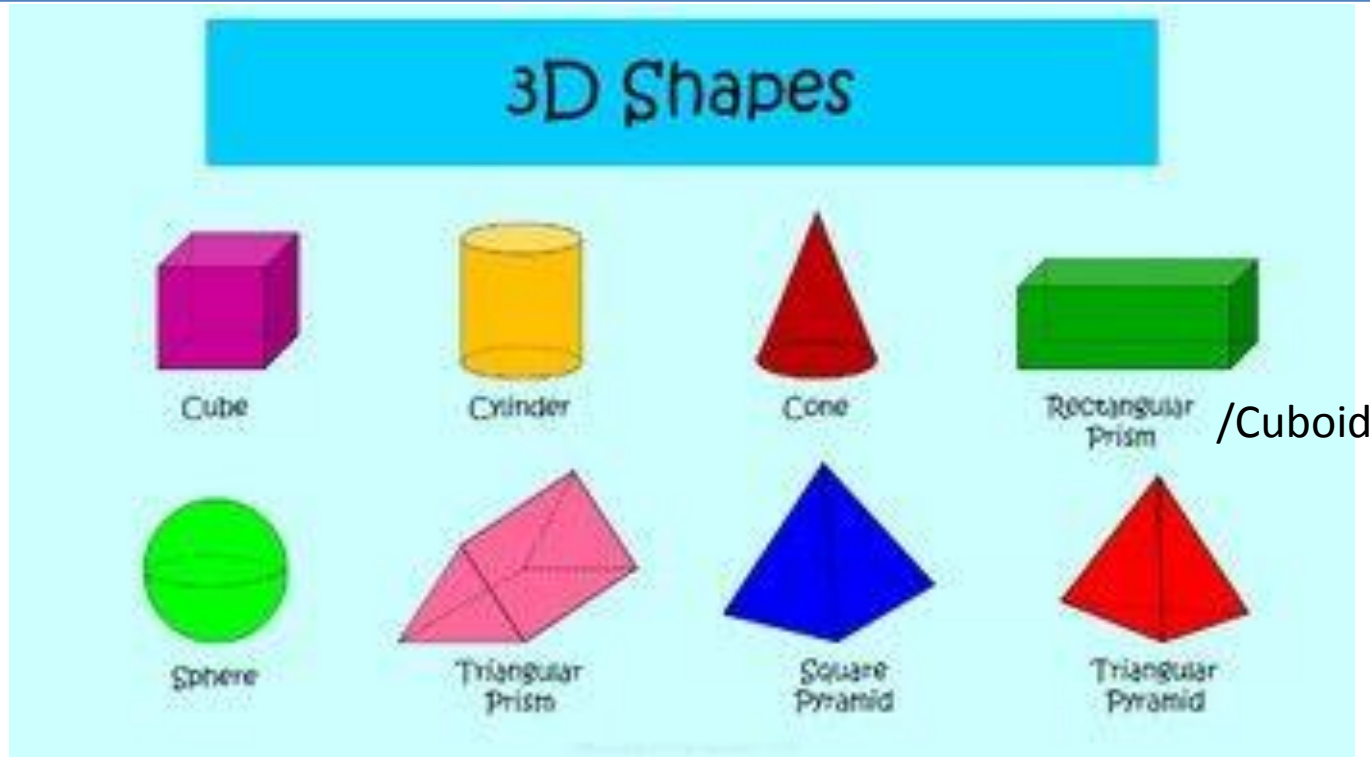


Irregular octagon

Even though some of these polygons have some sides that are the same length, like the isosceles triangle and rectangle, they are still classified as irregular polygons because not all sides are the same length.

Tuesday - LBQ

Identify 3D Shapes from 2D Representation



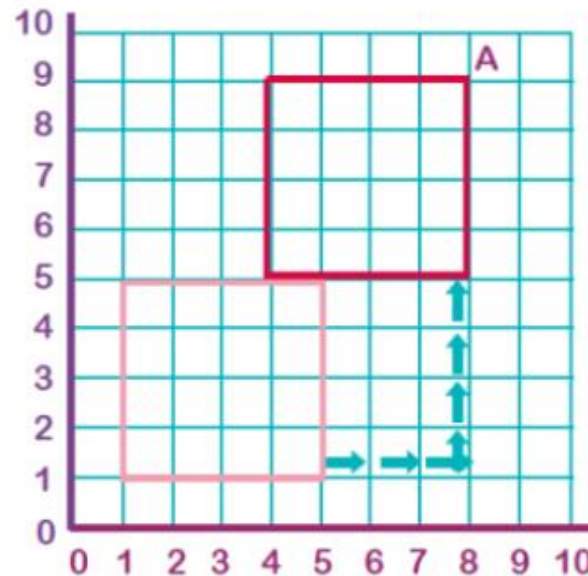
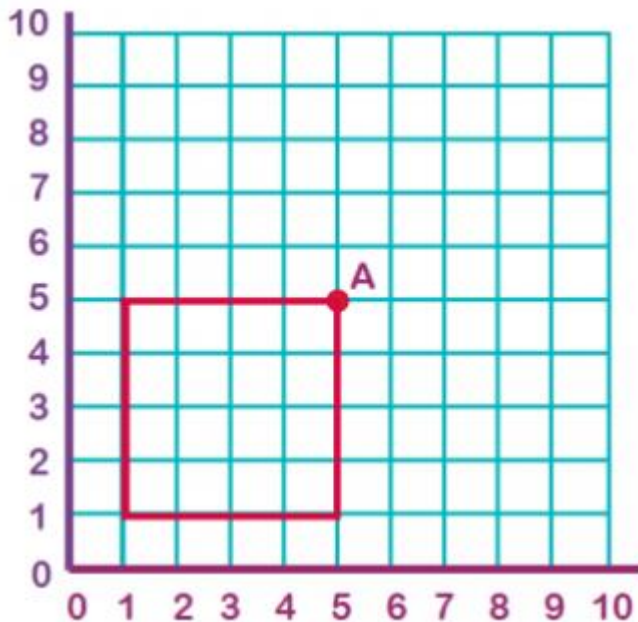
Remember if a prism was sliced, each slice would be the exact same shape and size. Whereas, if you sliced a pyramid, the slices would be the same shape but a different size.

LBQ- Thursday

Translation of Shapes

A **translation** moves a shape up, down or from side to side but it does not change its appearance in any other way.

What will the co-ordinates of point A be when this square is translated 3 to the right and 4 up?

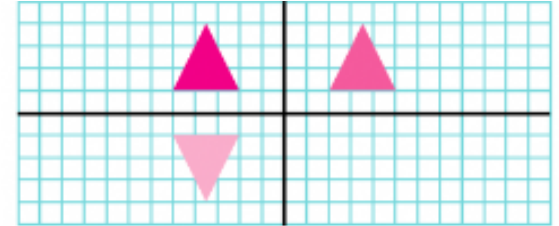
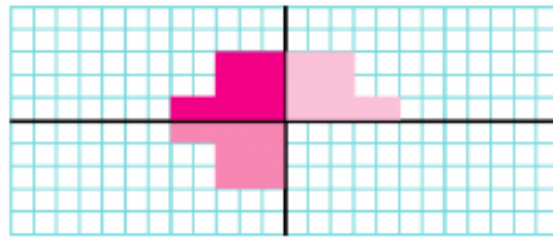
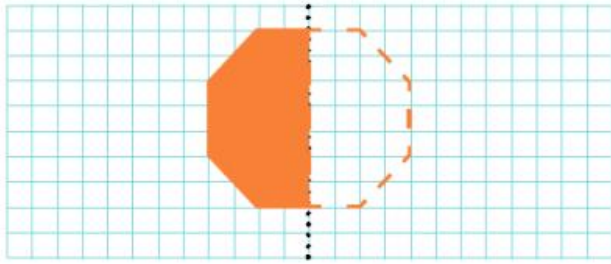


The new co-ordinates of point A would be (8,9)

LBQ - Friday

Translation and Reflection

A **reflection** can be thought of as folding or "flipping" an object over the line of **reflection**. ... An object and its **reflection** have the same **shape** and size, but the figures face in opposite directions. The objects appear as if they are **mirror reflections**, with right and left reversed.



Watch this video which explains the difference between different transformations including translation and reflection

https://www.youtube.com/watch?time_continue=73&v=GPKJMM-GeAg&feature=emb_logo