

Curriculum Information - Year Five - Summer 2 - wb 22<sup>nd</sup> June 2020  
Home Learning Weekly Overview

Dear Year 5 pupils and parents/carers,

We hope you are all well and have had a good week despite the rather damp weather. Hopefully this week will bring some sunny dry days.



We can see how hard you are working from the learning you share with us and from all your super scores on LBQ and My Maths. Don't forget to check if you've had feedback on your My Maths activities - look back at your completed tasks.

Remember to check the weekly maths and literacy PDF presentations which recap facts, give you support and examples for your My Maths and LBQ tasks and don't forget we are here to help you with anything you are unsure of too.

We would love to see any work that you've been doing at home. Please feel free to email us anything you would like to share.




This week we'd like to wish Jonja a very happy birthday for Thursday. We hope you have a lovely day celebrating with your family.












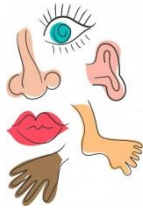



Have a great week. Stay safe and keep smiling.

Miss Bird & Miss Cooper

[jbird@stmarysnewman.co.uk](mailto:jbird@stmarysnewman.co.uk)

<p style="text-align: center;">RE</p> 	<p style="text-align: center;"><b>The Apostles - St Stephen</b></p> <ul style="list-style-type: none"> <li>• Read the presentation about St Stephen - learn all about his life and death.</li> <li>• Task: Answer the questions posed on final slide of the presentation; reflecting on how Stephen carried out God's work.</li> </ul>	
<p style="text-align: center;">English</p> 	<ul style="list-style-type: none"> <li>• This week your English activities are going to build up your skills and knowledge in order for you to write a persuasive letter (next week) to convince loggers to stop destroying the rainforests. All the activities are explained in the Literacy support pack provided and printable sheets are behind the Literacy star on the Y5 home learning packs page.</li> <li>• LBQ - login at <a href="http://www.lbq.org">www.lbq.org</a> - you have been set 3 spelling tasks this week and 1 grammar task.</li> <li>• Please see the weekly English PDF for an explanation/guide for the grammar and vocabulary tasks.</li> </ul>	

<p>Reading</p> 	<ul style="list-style-type: none"> <li>• LBQ - login at <a href="http://www.lbq.org">www.lbq.org</a> - you have been set 3 non-fiction reading tasks this week all about David Attenborough.</li> <li>• Accelerated Reader - you can now access the 'Accelerated Reader' system at home to take quizzes. Please follow this link: <a href="https://ukhosted5.renlearn.co.uk/2248169/">https://ukhosted5.renlearn.co.uk/2248169/</a></li> </ul>		
<p>Maths</p> 	<ul style="list-style-type: none"> <li>• LBQ - login at <a href="http://www.lbq.org">www.lbq.org</a> - you have been set 3 maths tasks this week (Monday, Tuesday and Wednesday)</li> <li>• There will also be 2 activities on 'My Maths' for you to log on and complete ( Thursday and Friday)</li> <li>• There are also 5 maths activity sheets for you to complete which are linked to your LBQ and My Maths tasks. These can be found behind the maths star on the Y5 home learning page.</li> <li>• <b>All tasks on LBQ and My Maths will have an explanation or guide on this week's maths PDF.</b></li> </ul>		
<p>Science</p> 	<p><b>Human Life Cycle - Puberty and Personal Hygiene</b></p> <ul style="list-style-type: none"> <li>• Work through the Puberty presentation - answering the quiz questions as you go.</li> <li>• Personal hygiene is always important but becomes even more so as you reach puberty.</li> <li>• Work through the Personal Hygiene presentation.</li> <li>• Complete the personal hygiene worksheet - labelling carefully.</li> </ul>		
<p>Geography</p> 	<p><b>Deforestation</b></p> <ul style="list-style-type: none"> <li>• Watch this video to recap deforestation and its effects or look at last week's presentation again. <a href="https://www.youtube.com/watch?v=pQaLyo7qPuI">https://www.youtube.com/watch?v=pQaLyo7qPuI</a></li> <li>• Make notes as you watch - key facts, reasons to stop cutting them down, consequences etc.</li> <li>• Create a poster/video to encourage people to recycle and reuse paper, which will in turn help save the rainforests. Include some facts about deforestation in your poster/video. We would love to see what you create! This will help you with your big write next week.</li> </ul>		
<p>Art</p> 	<p><b>Could you design the next piece of the Staffordshire Hoard?</b></p> <ul style="list-style-type: none"> <li>• Two weeks ago you researched pieces of the Staffordshire Hoard that were found - looking at their interesting patterns, colours and textures.</li> <li>• This week it's your turn to get sketching ideas for your own piece. Look back at any photos you</li> </ul>		

	<p>saved/sketches you made of existing pieces.</p> <ul style="list-style-type: none"> <li>• Look at the presentation provided - can you match the artefact images to their descriptions?</li> <li>• This week's task is explained in the presentation.</li> </ul>	
<p>French</p> 	<p><b>Body Parts</b></p> <ul style="list-style-type: none"> <li>• Recap the names for the body parts in French <a href="https://www.bbc.co.uk/teach/class-clips-video/french-ks2-masculine-and-feminine-body-parts/zn84d6f">https://www.bbc.co.uk/teach/class-clips-video/french-ks2-masculine-and-feminine-body-parts/zn84d6f</a></li> <li>• Translate the text provided 'Mon Monstre - you could Google translate to help you with any words you are not sure of.</li> <li>• Have a go of writing a short paragraph about a monster of your own - you could draw it too! We'd love to see your work!</li> <li>• Don't forget you can use <a href="http://www.duolingo.com/">www.duolingo.com/</a> to practise your French too.</li> </ul>	
<p>PE</p> 	<ul style="list-style-type: none"> <li>• Try the PE activities in the document provided</li> <li>• Play 'Rolling Penalties' with a family member</li> <li>• 8 minute work-out with Joe Wicks <a href="https://www.youtube.com/watch?v=YIB2SJnBHBQ">https://www.youtube.com/watch?v=YIB2SJnBHBQ</a></li> <li>• Harry Potter themed Yoga <a href="https://www.youtube.com/watch?v=R-BS87NTV5I">https://www.youtube.com/watch?v=R-BS87NTV5I</a></li> </ul>	
<p>Other Ideas</p>	<ul style="list-style-type: none"> <li>• How many times can you throw a ball, clap then catch it in a minute? Can you beat your record?</li> <li>• Try the paper aeroplanes task - why not compete against a family member?</li> <li>• Try the brain teasers to get you really thinking!</li> </ul>	
<p>Congratulations!</p> 	<p><b>Well done to everyone who is working hard at home! You are all amazing!</b></p> <ul style="list-style-type: none"> <li>• Très bien Victoria! We loved the monster you designed. Super translating from French to English too.</li> <li>• We are very impressed by Y5's commitment to completing the tasks set on LBQ and My Maths. A special well done to Lilyrose and Harry Gilmour for your super scores in maths this week. Keep up the brilliant work!</li> </ul>	