

Curriculum Information - Year Five - Summer 2 - wb 15<sup>th</sup> June 2020  
Home Learning Weekly Overview

Dear Year 5 pupils and parents/carers,

We hope you are all well and that you've had a good week. We still very much miss seeing your smiling faces every day at school.

Don't forget to check the weekly maths and literacy PDF presentations which recap facts, give you support and examples for your My Maths and LBQ tasks.

We would love to see any work that you've been doing at home. Please feel free to email us anything you would like to share.





We have two children to send birthday wishes to this week: Sophie for Wednesday and Harry Page for Saturday. We hope you both have a lovely time celebrating.









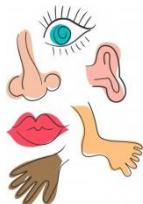




Have a great week. Stay safe and keep smiling.

Miss Bird & Miss Cooper

[jbird@stmarysnewman.co.uk](mailto:jbird@stmarysnewman.co.uk)

<p style="text-align: center;">RE</p> 	<p style="text-align: center;"><b>The Apostles - Peter</b></p> <ul style="list-style-type: none"> <li>• Read Acts 2:14-36 (either in your Bible or in the document provided)</li> <li>• Then watch this video- God's Story: Peter Preaches <a href="https://www.youtube.com/watch?time_continue=128&amp;v=hKa9jqvJ378&amp;feature=emb_logo">https://www.youtube.com/watch?time_continue=128&amp;v=hKa9jqvJ378&amp;feature=emb_logo</a></li> <li>• Summarise the key points of Peter's message in your own words for a friend</li> <li>• The apostles shared a common life together. How is this belief demonstrated in what Catholics do?</li> </ul>	
<p style="text-align: center;">English</p> 	<ul style="list-style-type: none"> <li>• Complete the synonyms and antonyms lesson and activities on BBC Bitesize page: <a href="https://www.bbc.co.uk/bitesize/articles/z6q48xs">https://www.bbc.co.uk/bitesize/articles/z6q48xs</a></li> <li>• Complete the follow up activity sheet on synonyms and antonyms provided</li> <li>• Complete the lesson on using fronted adverbials: <a href="https://www.bbc.co.uk/bitesize/articles/zjbny9q">https://www.bbc.co.uk/bitesize/articles/zjbny9q</a></li> <li>• LBQ - login at <a href="http://www.lbq.org">www.lbq.org</a> - you have been set 2 spelling tasks this week</li> <li>• <b>Please see the weekly English PDF for an explanation/guide for the grammar and vocabulary tasks.</b></li> </ul>	
<p style="text-align: center;">Reading</p> 	<ul style="list-style-type: none"> <li>• Read the text and complete the reading comprehension sheet about the fascinating Rainforest Potoo bird</li> <li>• LBQ - login at <a href="http://www.lbq.org">www.lbq.org</a> - you have been set 3 fiction reading</li> </ul>	

	<p>tasks this week</p> <ul style="list-style-type: none"> <li>Accelerated Reader - you can now access the 'Accelerated Reader' system at home to take quizzes. Please follow this link: <a href="https://ukhosted5.renlearn.co.uk/2248169/">https://ukhosted5.renlearn.co.uk/2248169/</a></li> </ul>	
<p>Maths</p> 	<ul style="list-style-type: none"> <li>LBQ - login at <a href="http://www.lbq.org">www.lbq.org</a> - you have been set 5 maths tasks this week</li> <li>There will also be 3 activities on 'My Maths' for you to log on and complete.</li> <li><b>All tasks on LBQ and My Maths will have an explanation or guide on this week's maths PDF.</b></li> <li>You can also keep practising your number skills on 'Times Tables Rockstars!'</li> </ul>	
<p>Science</p> 	<p><b>Human Life Cycle - Growth of Babies</b></p> <ul style="list-style-type: none"> <li>Read through the presentation on Growth of Babies</li> <li>Plot a graph showing the growth in height of boy and girl babies from 0-12 months - use the squared paper provided.</li> <li>* Look carefully at the success criteria and the graph example in the presentation*</li> </ul>	
<p>Geography</p> 	<p><b>Deforestation</b></p> <ul style="list-style-type: none"> <li>Read through the Deforestation presentation - learn all about the dangers</li> <li>Complete The Effects of Deforestation in the Amazon Rainforest worksheet</li> </ul>	
<p>Computing</p> 	<p><b>Online Safety</b></p> <ul style="list-style-type: none"> <li>Re-watch Episode 1: Block Him Right Good, Alfie <a href="http://www.thinkuknow.co.uk/8_10/watch/">www.thinkuknow.co.uk/8_10/watch/</a></li> <li>What steps did Alfie take to make sure he was safe when making and posting videos online? Complete them on the Alfie's Profile worksheet</li> <li>Think about how you can make sure you are safe online - do you need to change anything?</li> </ul>	
<p>French</p> 	<p><b>Body Parts</b></p> <ul style="list-style-type: none"> <li>Recap the names for the body parts in French <a href="https://www.bbc.co.uk/teach/class-clips-video/french-ks2-masculine-and-feminine-body-parts/zn84d6f">https://www.bbc.co.uk/teach/class-clips-video/french-ks2-masculine-and-feminine-body-parts/zn84d6f</a></li> <li>Have a go of singing 'Heads, Shoulders, Knees and Toes' in French! <a href="https://www.youtube.com/watch?v=eVbbLXPdJKQ">https://www.youtube.com/watch?v=eVbbLXPdJKQ</a></li> <li>Complete the monster activity sheet - follow the instructions to draw a monster e.g. 3 eyes, 2 noses</li> </ul>	

	etc. Then draw your own monster and label in French.	
	<ul style="list-style-type: none"> <li>• Work on your cardiovascular and muscular endurance <a href="https://www.youtube.com/watch?v=ILpC4NaPoJY">https://www.youtube.com/watch?v=ILpC4NaPoJY</a></li> <li>• Try some new dance moves with Les Mills Born to Move: <a href="https://www.youtube.com/watch?v=4iZPv7GY_dc">https://www.youtube.com/watch?v=4iZPv7GY_dc</a></li> <li>• Or some active yoga <a href="https://www.youtube.com/watch?v=sKJSVkpAKkM">https://www.youtube.com/watch?v=sKJSVkpAKkM</a></li> </ul>	
Other Ideas	<ul style="list-style-type: none"> <li>• Make a Father's day card for your dad, grandad, uncle or other important man you want to say thank you to- lots of ideas online. Father's Day is Sunday 21<sup>st</sup> June.</li> <li>• Create an obstacle course and complete it - time yourself. Can you beat your best time?</li> <li>• Have a go at origami <a href="https://www.easypeasyandfun.com/easy-origami-for-kids/">https://www.easypeasyandfun.com/easy-origami-for-kids/</a></li> </ul>	
Congratulations! 	<p><b>Well done to everyone who is working hard at home! You are all amazing!</b></p> <ul style="list-style-type: none"> <li>• Grace has grown some radishes, carrots and spring onions from seed. It was her first time growing vegetables from seed and it was a success. Well done Grace! We're sure you'll enjoy eating those.</li> <li>• We've been super impressed with your My Maths scores this week Victoria! Keep up the brilliant work!</li> </ul>	