

Curriculum Information - Year Five - Summer 2 - wb 8th June 2020
Home Learning Weekly Overview

Dear Year 5 pupils and parents/carers,

We hope you are all well and that you've had a good week. Hopefully the sun will be shining again soon!

Don't forget to check the weekly maths and literacy PDF presentations which recap facts, give you support and examples for your My Maths and LBQ tasks.

We would love to see any work that you've been doing at home e.g. stories you've written, art work, or photos of you exercising or baking. Please feel free to email us anything you would like to share.

We would like to wish Julia a very happy birthday for Tuesday 9th June and Oliver for Saturday 13th June. We hope you both enjoy your special days and have lots of fun with your family!













Have a great week. Stay safe and keep smiling.









We miss you all.

Miss Bird & Miss Cooper

jbird@stmarysnewman.co.uk

| | | |
|--------------------------------------------------------------------------------------------------------------------------------|--------------------------------------------------------------------------------------------------------------------------------------------------------------------------------------------------------------------------------------------------------------------------------------------------------------------------------------------------------------------------------------------------------------------------|---------------------------------------------------------------------------------------|
| <p style="text-align: center;">RE</p>  | <p>The Apostles</p> <ul style="list-style-type: none"> • Work your way through The Acts of the Apostles presentation. • Complete the 2 tasks explained in the presentation - find out the names of the Apostles and write a job description for the Apostles. |  |
| <p style="text-align: center;">English</p>  | <ul style="list-style-type: none"> • This week get your imagination going and finish off the 'Lost' story (see story starter document) • LBQ - login at www.lbq.org - you have been set 3 spelling tasks and one punctuation task this week. • Please see the weekly English PDF for an explanation/guide for the grammar and vocabulary tasks. | |
| <p style="text-align: center;">Reading</p>  | <ul style="list-style-type: none"> • Learn more about tropical rainforests: Read 'Rainforest Reading Fact Sheet' and then answer the related questions on 'Rainforest Reading Worksheet' • LBQ - login at www.lbq.org - you have been set 3 reading tasks this week about the Amazon Rainforest (Monday, Wednesday and Friday) | |

| | | |
|------------------------------------------------------------------------------------------------------|------------------------------------------------------------------------------------------------------------------------------------------------------------------------------------------------------------------------------------------------------------------------------------------------------------------------------------------------------------------------------------------------------------------------------------------------------------------------------------------------------------------------------------------------------------------------------------------------------------------------------------------------------------------------------------------------------------------|---------------------------------------------------------------------------------------|
| | <ul style="list-style-type: none"> Accelerated Reader - you can now access the 'Accelerated Reader' system at home to take quizzes. Please follow this link: https://ukhosted5.renlearn.co.uk/2248169/ David Walliams daily audio book @11am (on David Walliams' website). | |
| <p>Maths</p>  | <ul style="list-style-type: none"> LBQ - login at www.lbq.org on a daily basis (code will be sent to you via text) to check which tasks have been allocated for you to complete. There will also be 5 activities on 'My Maths' for you to log on and complete. All tasks on LBQ and My Maths will have an explanation or guide on this week's maths PDF. You can also keep practising your number skills on 'Times Tables Rockstars!' | |
| <p>Science</p>  | <p>Human Life Cycle - Changes</p> <ul style="list-style-type: none"> Task 1: Look at the photos provided and match them with the correct statements of what they are doing at that stage. What other things could be happening at that stage of the life cycle? Task 2: Complete the Compare myself task - you'll need a photo of yourself as a baby and a current photo to compare! |  |
| <p>Geography</p>  | <p>Rainforest Layers</p> <ul style="list-style-type: none"> Watch the video below to learn more about rainforests and their layers. https://www.youtube.com/watch?v=UIbplCn8-zs Read more about the layers here (the bottom layer is known as either the shrub layer or forest floor) https://www.bbc.co.uk/bitesize/guides/zscsmnb/revision/3 Label the layers of the rainforest on the sheet provided or if you cannot print then draw your own layers. Read the fact cards provided - match the facts to the correct layer. |  |
| <p>Art</p> | <p>Could you design the next piece of the Staffordshire Hoard?</p> <ul style="list-style-type: none"> Research pieces of the Staffordshire Hoard that were found - you may want to save images on your computer/tablet or you could sketch existing |  |

| | | |
|-------------------------------------------------------------------------------------------------------------|--------------------------------------------------------------------------------------------------------------------------------------------------------------------------------------------------------------------------------------------------------------------------------------------------------------------------------------------------------------------------------------------------------------------------------------------------------------------------------------------------------------------------------------------|---------------------------------------------------------------------------------------|
|  | <p>pieces</p> <ul style="list-style-type: none"> • Look at their interesting patterns, colours and textures. • Start to think about your own piece and what shape/patterns/colours and textures you might use. <p>https://www.staffordshirehoard.org.uk/ https://www.stokemuseums.org.uk/pmag/collections/archaeology/the-staffordshire-hoard/</p> | |
| <p>Computing</p>  | <p>Coding</p> <ul style="list-style-type: none"> • Practise your coding skills on the Rapid Router website https://www.codeforlife.education/rapidrouter/ • Start on the lower levels and work your way up |  |
| <p>PSHE</p>  | <p>What is a balanced diet?</p> <ul style="list-style-type: none"> • Work your way through the Eat Well Guide presentation - reading about the five different food groups • Complete 'What is it made from' sheets - looking at what food groups make up different meals. |  |
| <p>PE</p>  | <ul style="list-style-type: none"> • Why not try playing dodge ball with your family? Check the rules on the website below: https://www.yourschoolgames.com/taking-part/our-sports/dodgeball/ • Try out Zumba kids if you need/want to exercise indoors: https://www.youtube.com/playlist?list=PLsLdIyqFC4R5kDlsjwLNwc1RUiH06nEf3 |  |
| <p>Other Ideas</p> | <ul style="list-style-type: none"> • Why not make a model? You could make a junk model using plastic bottles, cardboard boxes etc. which would normally be recycled. • Paint some rocks and hide them for others to find in your local area or make a 'Covid snake' with lots of brightly painted rocks • Make a board game e.g. your own version of snakes and ladders or a quiz about a subject you know well. | |
| <p>Congratulations!</p>  | <p>Well done to everyone who is working hard at home! You are all amazing!</p> <ul style="list-style-type: none"> • Keep up all the brilliant maths work on My Maths- don't forget to check for feedback on your work from us! • Well done for all your hard work on LBQ every day - we were particularly impressed with your knowledge of square numbers last week. | |