



St. Mary's Catholic Academy and Our Lady of Grace Catholic Academy



Family Phonics




The aims of this Session



- To provide a overview of phonics learning and teaching throughout the foundation stage and key stage one.
- To give ideas on ways in which you can best support your child in the acquisition of phonic knowledge and skills.
- To have join in with and have some fun with phonics!



What is phonics?



Skills of
segmentation
and blending

Knowledge of
the letter and the
sound


cat

coat



Some terminology

- Phoneme
 - cvc word
 - grapheme
 - consonant digraph
 - adjacent consonants
 - trigraph
 - vowel digraphs
 - split digraphs
 - polysyllabic
- ❖ A unit of sound -a, sh, oa
 - ❖ Consonant vowel consonant
 - ❖ what the letter looks like
 - ❖ sh, ch, wh, th, ph
 - ❖ bl, cr, nd, lf, str, scr,
 - ❖ igh, ear,
 - ❖ ai, oo, ee, oi
 - ❖ i_e (time), a_e (game)
 - ❖ lunchbox, caterpillar




Letters and Sounds

Phase One (Nursery)


7 Aspects

1. General sound discrimination – environmental sounds – sound walks, animal sounds, etc
2. General sound discrimination – instrumental sounds – Can the children hear the difference between instruments?
3. General sound discrimination – Body percussion – making sounds and rhythms with their body
4. Rhythm and rhyme – rhymes and finding words that nearly sound the same
5. Alliteration – words that begin with the same sound
6. Voice sounds – making different sounds – 'whee' 'oooo' 'eeeeee' 'shhhhhh'




7. Oral blending and segmenting – 'c-oa-t' Can Your child blend the word together to make the word 'coat?'

Children at phase 1 are only introduced to the sounds that letters make. They are not introduced to the grapheme (what the letter looks like to match the sound)



Phase Two




- Unit 1 – s a t p
- Unit 2 – i n m d
- Unit 3 – g o c k
- Unit 4 – ck e u r
- Unit 5 – h b f,ff l,ll ss

Quick words – to, the, no, go, I, into, her

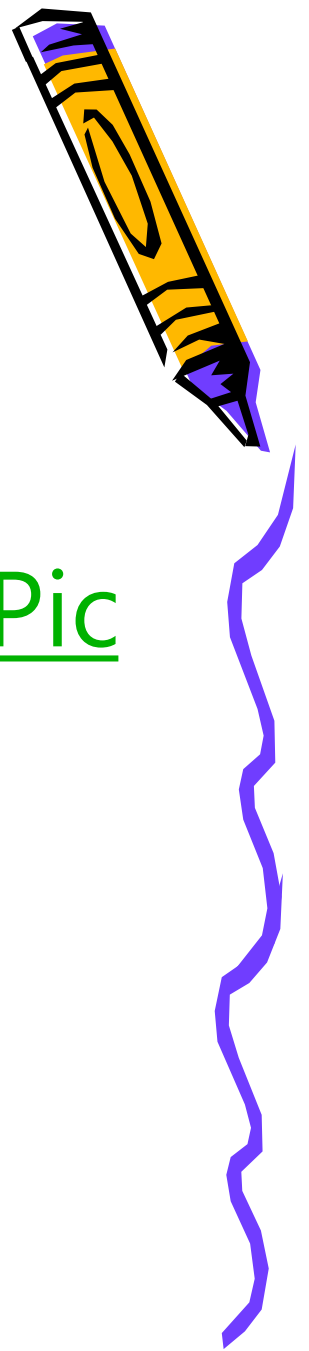


Phase Two



d u ck


Phase Two



<http://www.phonicsplay.co.uk/PictureMatch.html>



Reading Books




Nursery children will bring home a picture book and a library book for you to share

When children confidently recognise some phase 2 sounds they will bring home a phonics reading book that is 100% decodable and should know all of the sounds in their book.



They will also bring home a story / library book for you to share.

Reading Books




- In Year 2 children will access the books from the accelerated reading programme.
- Pupils read a book, take an online quiz and get immediate feedback. They are aided in their selection of the next book by the monitoring software which will guide the level of difficulty for their choice. The programme encourages pupils to read independently and more importantly at their own pace and level.



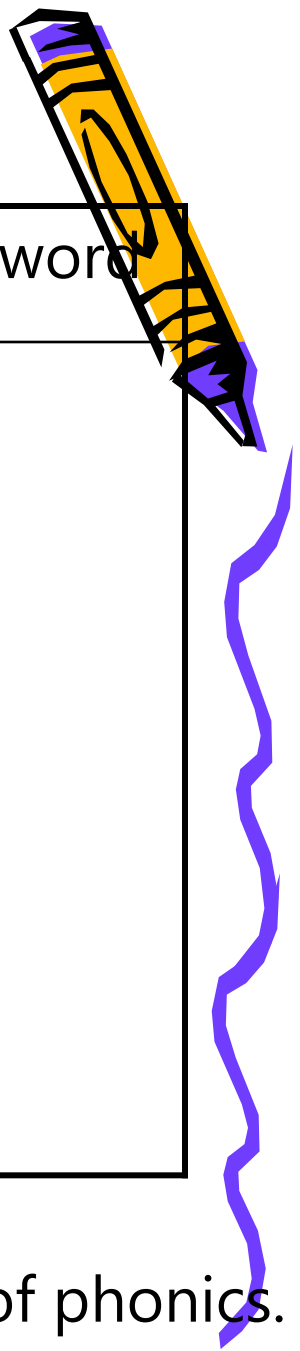
Bug Club

- Children will be taught daily discrete phonics through the use of a systematic programme 'Bug Club'
- ActiveLearn
(activelearnprimary.co.uk)



Phase 3

Grapheme	Sample word	Grapheme	Sample word
ch	chip	ar	farm
sh	shop	or	for
th	thin	ur	hurt
ng	ring	ow	cow
ai	rain	oi	coin
ee	feet	ear	dear
igh	night	air	fair
oa	boat	ure	sure
oo	boot/look	er	herb




Pronunciation of sounds is key to the teaching of phonics.

Phase 3

Activity Time

<http://www.phonicsplay.co.uk/BuriedTreasure2.html>



Phase 4

Words with adjacent consonants:

black

hand

green

belt

stand

strap

street

scrunch


CCVC / CVCC / CCVCC / CCCVC / CCCVCC

Two syllable words (polysyllabic):

lunchbox


desktop


sandpit



Phase 4
Activity Time!

Phoneme count





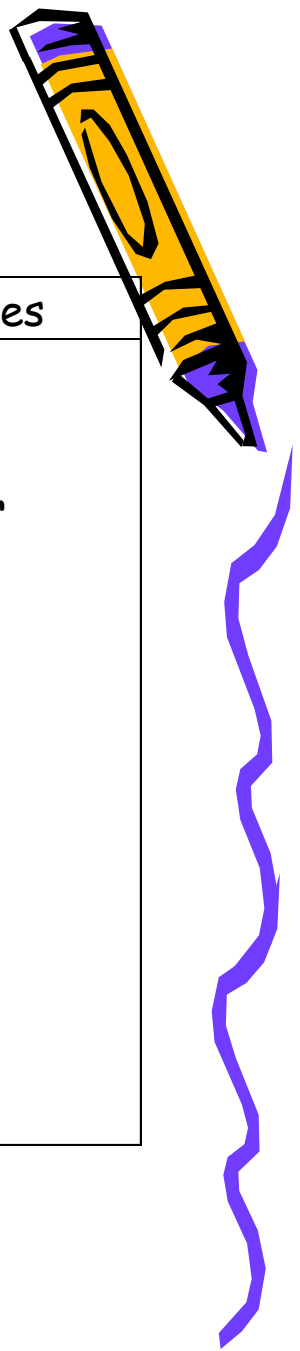
How many **phonemes** do each of the words have - 2, 3, 4, or 5?

at	ship	meat	toe
step	shirt	blink	frog
much	crack	sold	brush
jumper	strong	bee	church
blend	quick	glass	trust
show	each	light	it



Phoneme Count


2 phonemes	3 phonemes	4 phonemes	5 phonemes
at	quick	step	blend
show	light	glass	trust
each	church	crack	jumper
it	much	sold	strong
bee	shirt	brush	blink
at	ship	step	
toe	meat	frog	



Phase 5

❖ New graphemes (not phonemes) for reading:


ay - day	oy - boy	wh - when	a-e - make
ou - out	ir - girl	ph - photo	e-e these
ie - tie	ue - blue	ew- new	i-e - like
ea - eat	aw - saw	oe - toe	o-e - home
		au - Paul	u-e - rule



Phase 5


❖ Alternative spellings for phonemes:
e.g. ai (rain) – a-e (late), eigh (neighbour),
ay(stay), ey (they), ea (great)

- ❖ New graphemes and their alternative pronunciations:
- e.g ch – chin (ch), school (c), chef (sh)



Letters and Sounds


Year 1 National Testing



- National Testing for all Year 1 children from 2012.
- 20 real words and 20 non real words
- Testing the children's skills in decoding the words for reading
- Phonics screening check meeting – Mrs Scattergood



Phonics screen check examples - Year 1



quist



trust

queet



driftwood

shampoo

plaig



skrinking

freshness


plaw



Phase 6

Spelling:

- introducing and teaching the past tense including irregular verb tenses
- investigating and learning how to add suffixes and prefixes e.g – ed, er, ful, ly, un and dis.
- finding and learning the tricky bits in words.
- developing strategies for memorising high frequency and topic words.



Phase 6

Activity Time

<http://www.phonicsplay.co.uk/member-only/PondLifePlurals.html>



Learning and Remember High Frequency words

Say the word slowly
and exaggerate the
pronunciation –
especially the vowels

Def - i - NITE - ly

Link the word to s
family that has the
same spelling!

could,
would
should

Pronounce silent
syllables or silent
letters!
Pe-o-ple
Wed - **nes**- day

Find a mnemonic or
invent one of your
own!

Sally Ann Is Dancing

Look for a word within
a word!
their
what
when

Implication for you children's learning!



- The children will be assessed through the discrete phonic lessons and also through guided reading and writing and the work they produce in literacy and cross curricular subjects.
- All children are taught phonics daily in class.
- Some children who require additional support will have extra session throughout the week deliver by a teaching support assistant.




Useful Websites

- ActiveLearn: Login
(activelearnprimary.co.uk)
- www.phonicsplay.co.uk Free sections
-



Thank you all for listening!



If any one has any questions please do not hesitate to see:

Mrs Statham – CLLD (phonics Leader), Assistant Principal and Foundation Stage Leader

Miss Priestman – Nursery Class Teacher

Miss Tabbinor– Reception Teacher

Mrs Scattergood – Year 1 Teacher

Mrs Rathbone– Head of School

