

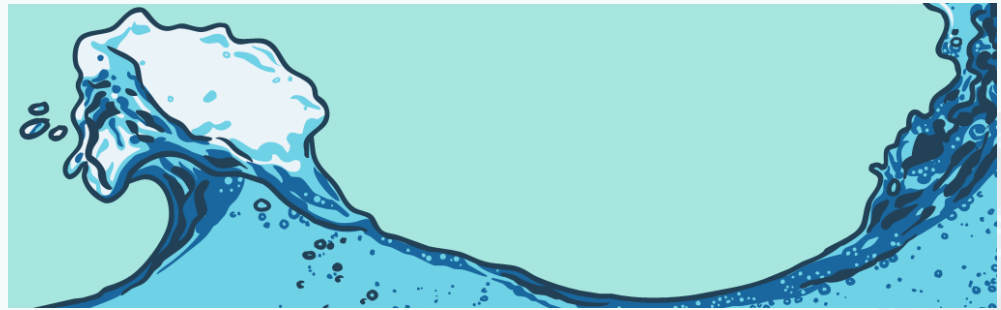


Exploring the Processes




Let's find out more about how water changes state, the processes that cause it to change and the temperatures at which it changes.




Exploring the Processes



Evaporation is when water turns into water vapour (a liquid turning to a gas).



Evaporation happens very easily when water reaches its boiling point of 100°C .



However, evaporation can happen more slowly at much lower temperatures. For example, when water in a puddle warms up, water from the surface of the puddle slowly changes to water vapour.

Exploring the Processes



Condensation is when water vapour is cooled down and turns to water (a gas turning to a liquid).




You can see that condensation has happened when you see droplets of water on a window or mirror in a warm room. The water vapour in the air has been cooled by touching the cold surface and this causes it to change to water.

Exploring the Processes



Freezing occurs when water is made very cold. When water reaches 0°C it turns to ice. (Freezing is a liquid turning to a solid.)



Exploring the Processes

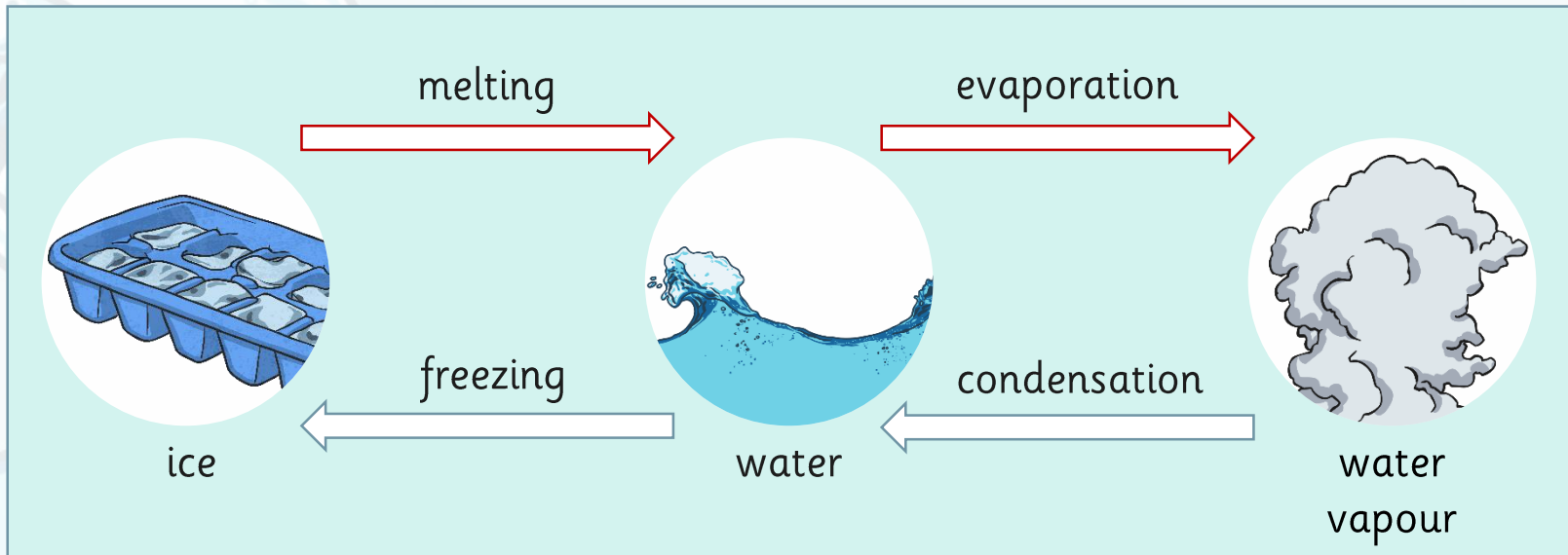


Melting occurs when ice warms up and changes to water (a solid changing to a liquid).

At temperatures above 0°C , ice will melt.



Exploring the Processes



Water changes state as a result of these processes.

You will move around the classroom to explore the different processes in a series of activities.

Keep a record of your observations on your Changing State Activity Sheet.


Ice Cube Investigation

In this activity, you will place two or three ice cubes on some cling film stretched over a container of warm water.

What do you see in the container?

What can you observe on the cling film?

What processes are occurring?



Reversing Changes

Work with an adult for this activity.

Your appropriate adult will boil a kettle. Watch the water vapour form as it boils.

How can this gas be turned back into a liquid?

Can you reverse the change?

Watch your appropriate adult demonstrate this process.

What can you see?

Which processes have you observed?

How has the temperature caused these processes?



Salt and Ice


Put two ice cubes in two beakers. Put a teaspoon of salt on one ice cube, and observe what happens over a few minutes.

Use a thermometer to observe how the temperature in the beakers changes.

What do you notice happening to the two ice cubes?

What process is occurring?

What happened to the temperature in the different glasses?



Your task: Today you are going to conduct three experiments using water. Once this is complete, you should be able to:

Identify the different states water.

Identify the temperatures at which water changes state.

Identify and observe the processes that cause water to change state.

Changing State Diagram

Add labels to this diagram to show the processes. Colour the box blue if cooling causes the process to occur, or red if heating causes the process to occur.

