

Good Morning Year 4!

It is week three of our summer term. Unfortunately, the weather has turned a little bit colder and you may not be able to get outside to do all of the lovely things that you have been doing so far whilst you have been at home. Fear not however, for I have prepared some wonderful activities for you to complete this week.

All of your activities for this week are listed below as we wanted to change things up a little bit for you and to try to make things a little bit easier for you to access.

Because of this, there is less for me to waffle on about in your letter. I had thought I might review each Star Wars film in depth for I'm afraid we might be here for hours!

Therefore, I wanted to take the time to tell you about how some of your tasks have changed. You will now have five printable English tasks for this week that will be accompanied by a PowerPoint, giving you instructions on how to complete them. You will also have a PowerPoint for the LBQ Maths tasks for each day to help you with anything you might have forgotten, or anything that may be new learning. Any large tasks for Science, History, Geography, Art, D&T, French, R.E. and Computing will also be included in your pack each week from now on.

I do hope you continue to be active during your time off and I have included some more useful links below to help you stay active. As always, make sure that if you do go outside of your home, you are accompanied by a responsible adult and stay at least two lightsaber lengths apart. When I spoke to many of you on the phone, I was very pleased to hear that lots of you are still doing the Friday dance. Please do keep this up as I will be checking when we return to school that you do still know how to do it!

Thank you so much for all the amazing work that you have sent to me over the past week. It is wonderful to see what you have been getting up to. If there is any other work that you would like to share, please do send this to me via email!

We do have a special Birthday this week that belongs to Grace Lindsay who is 9 years old on Friday! As usual, I expect you all to sing Happy Birthday on Friday as well as nine (or ten) "hip hip hoorays". We all hope that Grace has a very special day.


As ever, myself and Mrs. Fenton miss you ever such a lot and hope we can see you again soon.





As today is "May the 4<sup>th</sup>" there is only one thing left for me to say "May the force be with you, always".








If there is anything else that I can help with, please ask your mummies and daddies to let me know.

Take care, Year 4.

Mr. Spencer and Mrs. Fenton

R.E.	<p><u>Easter</u></p> <ul style="list-style-type: none"> <li>This week you shall be exploring the profound nature of the Last Supper and the significance of the Eucharist at the time of Jesus death and its significance to us now as part of the Catholic Faith.</li> </ul>	
English	<ul style="list-style-type: none"> <li>This week, you will be practising all the skills you will need to write your own setting description.</li> <li>The printable tasks you will be set include: -Fronted Adverbials</li> </ul>	

 <p>MICHAEL MORPURGO WarHorse</p>	<p>-Metaphors -Similes -Relative clauses</p> <p>Tasks will also be set on LBQ that will support the skills you will need to create an amazing setting description.</p> <p>LBQ - login at <a href="http://www.lbq.org">www.lbq.org</a> on a daily basis (a code will be sent to you via text) to check which tasks have been allocated for you to complete.</p>	
<p>Reading</p>	<ul style="list-style-type: none"> <li>I would like you to continue reading Warhorse this week: chapters 4-5.</li> <li>You also have a comprehension task to complete based on the first chapter.</li> <li>Accelerated Reader - you can now access the 'Accelerated Reader' system at home to take quizzes. Please follow this link: <a href="https://ukhosted5.renlearn.co.uk/2248169/">https://ukhosted5.renlearn.co.uk/2248169/</a></li> <li>Enjoy some quiet reading time at home.</li> </ul> <p>David Walliams daily audio book 11am (on David Walliams' website).</p>	
<p>Maths</p> 	<ul style="list-style-type: none"> <li>LBQ - login at <a href="http://www.lbq.org">www.lbq.org</a> on a daily basis (a code will be sent to you via text) to check which tasks have been allocated for you to complete.</li> <li>There will also be 5 activities on 'MyMaths' for you to log on to and complete.</li> <li>All tasks on LBQ and MyMaths will have an explanation or guide on the daily PowerPoint.</li> <li>I would also like you to keep practising on "Times Table Rock Stars" to become times table masters!</li> </ul>	
<p>Science</p>	<ul style="list-style-type: none"> <li>This week you shall be exploring solids, liquids and gases and shall be categorising everyday items into the three categories. Please use the PowerPoint to help you.</li> <li>There will be daily tasks set on LBQ that will support this too!</li> </ul>	
<p>History</p>	<ul style="list-style-type: none"> <li>This week, you shall be exploring the wider chronology of China as a nation and how the Shang Dynasty fits into this chronology.</li> <li>Please use the support PowerPoint to help you.</li> </ul>	
<p>Art</p>	<ul style="list-style-type: none"> <li>Last week, you explored the famous potters of Stoke-on-Trent. This week I would like you to explore how the Ancients of the China created pottery and what they created. Use the link below to create a fact file.</li> <li><a href="http://www.ancientchinalife.com/ancient-china-pottery.html">http://www.ancientchinalife.com/ancient-china-pottery.html</a></li> </ul>	

Computing	<ul style="list-style-type: none"> <li>• For computing this week, I would like you to explore "code.org". The website has some great activities involving coding that are themed around Minecraft!</li> <li>• <a href="https://code.org/minecraft">https://code.org/minecraft</a></li> </ul>	
French	<ul style="list-style-type: none"> <li>• Practise some French following this link: <a href="https://www.bbc.co.uk/bitesize/subjects/z39d7ty">https://www.bbc.co.uk/bitesize/subjects/z39d7ty</a></li> </ul>	
PE	<p><b>Health-related Exercise</b></p> <ul style="list-style-type: none"> <li>• Keep fit by performing the Joe Wicks workout, daily, on his YouTube channel 'The Body Coach TV'.</li> <li>• <a href="https://www.youtube.com/user/thebodycoach1">https://www.youtube.com/user/thebodycoach1</a></li> <li>• I would encourage you to explore the "Just Dance" and "Just Dance Kids" libraries on YouTube- Mr Spencer has been spending lots of time doing this!</li> <li>• You can develop your meditation skills with these useful yoga workouts! <a href="https://www.youtube.com/playlist?list=PL8snGkhBF7nhEc52y4C1S9yqjBQSLCmT4">https://www.youtube.com/playlist?list=PL8snGkhBF7nhEc52y4C1S9yqjBQSLCmT4</a></li> </ul>	
Music	<ul style="list-style-type: none"> <li>• To practice your music reading, use the percussion videos on the <a href="#">Musication</a> channel on YouTube and match the different symbols with your different sounds.</li> <li>• I have also recorded a hymn for you to practise too, to make sure we are the best class ever in hymn practise when we return. This week is "God's Greatest Gift"</li> </ul>	
PHSE 	<ul style="list-style-type: none"> <li>• Keep working on your 'Covid-19 Time Capsule' to record all the things you have been getting up to at home.</li> </ul>	
<p>Congratulations!</p> 	<p><b>Well done to everyone who is working hard at home, it means so very much to us! You are all amazing! If any of you have any work to share then please do. Myself and Mrs. Fenton would love to see!</b></p> <ul style="list-style-type: none"> <li>• Well done to Georgie and Olivia this week on that fabulous woodwind practice. It is lovely to see you enjoying your instruments.</li> <li>• Well done to Alfie for an excellent diary. It was great to hear about your activities over Easter.</li> <li>• Well done to Grace Davies on an impressive circuit. I think we might have a budding scientist on our hands!</li> </ul>	