

Hello Year 3!

Welcome to your Home Learning for this week!

I hope that you have all enjoyed the weekend and are ready for this week's learning.

Again, I thoroughly enjoyed our Teams Meetings last week. You have all responded so well to them and I hope you found the sessions useful to help with your learning at home. Well done to everyone for your answers and the work that you completed after our sessions. We only have two more weeks until the Summer holidays so keep motivated and continue to give your very best efforts until then. We are all very proud of you!


This week will work in the same way - use the weekly overview to help guide your learning and use the worksheets for your tasks. LBQ and My Maths questions will still be set but there might not be as many tasks set on here each day.





I hope you enjoy the lessons planned for this week and remember that if there is anything else that you would like help with, please email me on sdownie@stmarysnewman.co.uk.

Remember to keep sending in photos of your work which will appear on our class page for Home Learning. Two pieces of work will be chosen each week for our celebration newsletter 😊



Take care,
Miss Downie and Mrs Stacey-Jones

<p>RE</p> 	<p><u>The celebration of Mass</u></p> <p>There have been different names given to the celebration of Mass. They are:</p> <p>Eucharist</p> <p>Breaking of Bread</p> <p>Last Supper</p> <p>Mass</p> <p>Find the meaning of each of the words and choose which one you like the most. Use the template on our Home Learning Page to help you to reflect on the different names.</p>
<p>English</p>	<p><u>Descriptive story writing</u></p> <p>This week, you will be exploring parts of the story 'Fantastic Mr Fox' written by Roald Dahl. Some of you may have read it before but don't worry if you haven't as we are only looking at extracts this week. By Thursday, I would like you to write a story inspired by Roald Dahl's book. Work your way through the lessons each day as a guide to develop your ideas.</p> <p>Reading focus:</p> <ul style="list-style-type: none"> • Complete the Reading comprehension tasks on LBQ • Continue reading your books at home or remember to collect one from the school office and then take an Accelerated Reader Quiz afterwards: https://ukhosted5.renlearn.co.uk/2248169/ <p>Reading books can be collected from the school office on a Monday between 10am and 2pm. Please remember to return your book the following week.</p>
<p>Maths</p>	<p><u>Word Problems</u></p> <p>Use the Maths overview on our Class Home Learning page to help with your learning. Our work this week focuses on word problems using all four operations (Addition, Subtraction, Multiplication and Division). There is an explanation of the task and reminders of how to use formal written methods. After you have done this, use the worksheets, LBQ or My Maths to show your understanding.</p>
<p>Science</p>	<p><u>Plants - Fertiliser</u></p> <p>https://www.bbc.co.uk/bitesize/topics/zy66fg8/articles/z86ktv4</p> <p>Learn about fertiliser here.</p> <p>Create a mind map about all of the things you have learnt about plants this term. Some of you have been growing your own plants at home: Perhaps you could include this in your work.</p>

<p>Geography</p>	<p><u>Mapping the World</u> https://www.bbc.co.uk/bitesize/topics/zvsfr82/articles/znm7vk7 Learn about the world with BBC Bitesize and complete the quiz at the end.</p>	
<p>Art</p>	<p><u>Plant Art</u> Linking to our Science work on Plants, this week explore the work of several different artists who have used plants as inspiration for their paintings. Choose the one that you like the most and try to recreate it in your own style. There is a PowerPoint pdf for you to use on our Home Learning Page.</p>	
<p>Computing</p>	<p>https://www.thinkuknow.co.uk/parents/Support-tools/home-activity-worksheets/5-7s/ Choose Home Activity Pack 6</p>	
<p>French</p>	<p><u>Animals</u> https://www.youtube.com/watch?v=s2glj1omcAU Use this web link to learn some vocabulary about the animals. Then complete the worksheet on our Home Learning page matching the animal pictures to the correct words and complete the word search. If you're not sure which is which, use a translating tool on Google or a French dictionary.</p>	
<p>PE</p>	<p>Take a look at the PE activities from Mr Sigley on our Home Learning page and choose one that you would like to try.</p>	
<p>Music</p>	<p>https://www.bbc.co.uk/teach/ten-pieces/ten-pieces-at-home/zjy3382 There are many activities for you to choose from here. Like last week, choose one that interests you the most.</p>	
<p>PSHE</p>	<p>Read the news articles for this week. There is an interesting one about pollination! Discuss the articles with your family and come up with your own thoughts and opinions on the different topics.</p>	
<p>Congratulations!</p> 	<p>Well done to everyone who is taking part in Home Learning - you are all amazing and a big well done for joining me on our live learning session.</p> <p>Look out for photos of your learning on our class page!</p>	